BOLTEX

ELEMENTY SYSTEMÓW PRZENIESIENIA NAPĘDU

WWW.SKLEP.BOLTEX.COM.PL
WWW.BOLTEX.COM.PL







O FIRMIE
COMPANY





Firma BOLTEX to prężnie rozwijający się dostawca części mechanicznych maszyn, specjalizujący się w łańcuchach napędowych rolkowych, łańcuchach technicznych i przenośnikowych oraz kołach łańcuchowych.

MISJA FIRMY

Zapewnić klientom kompleksową obsługę z zastosowaniem nowoczesnych technologii w zakresie systemów transportowania i napędów oraz zawsze na czas dostarczyć wyroby o odpowiedniej jakości.

BOLTEX is a rapidly developing supplier of mechanical machine parts specialised in power transmission roller chains, conveyor and round link chains, chain sprockets and platewheels.

MISSION OF THE COMPANY

To supply customers with complex services with the use of modern technologies in the field of transportation systems and drives, and to supply products of the right quality on time.





BOLTEX

Rok założenia 1993
Since 1993

















ŁAŃCUCHY NAPĘDOWE ROLKOWE
DRIVING ROLLER CHAINS

ŁAŃCUCHY PŁYTKOWE
LEAF CHAINS

ŁAŃCUCHY PRZENOŚNIKOWE
CONVEYOR CHAINS

ŁAŃCUCHY TULEJOWE I SWORZNIOWE
BUSH AND GALLE CHAINS

ŁAŃCUCHY TECHNICZNE
ROUND LINK CHAINS

ŁAŃCUCHY SPECJALNE
SPECIAL CHAINS

KOŁA ŁAŃCUCHOWE WSZELKIEGO RODZAJU
SPROCKETS
PLATEWHEELS

PROWADNICE ŁAŃCUCHOWE
CHAIN GUIDES

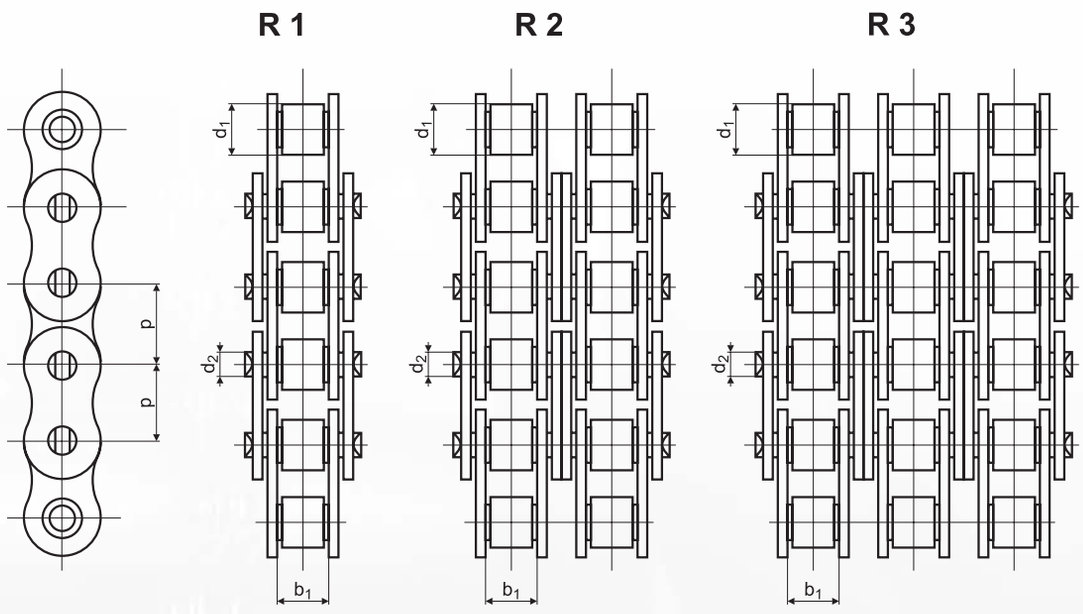

Łańcuch Chain	Podziałka Pitch p		Szer. wewn. Inside Width	Średn. rolki Roller Dia	Średn. sworznia Pin Dia	Szer. zewn. łańcucha Outside Width (mm)			Wytrzymałość łańcucha Breaking Load F_B kN min.		
symbol	cale / inch	mm	b_1	d_1	d_2	R-1	R-2	R-3	R-1	R-2	R-3
15 – 03C*	3/16	4,7625	2,38	2,48	1,62	6,10	—	—	1,80	—	—
25 – 04A*	1/4	6,35	3,18	3,30	2,30	8,6	—	—	4,0	—	—
35 – 06A*	3/8	9,525	4,78	5,08	3,59	15,5	25,65	34,03	10,0	20,0	30,0
40 – 08A	1/2	12,70	7,85	7,92	3,96	16,4	30,6	44,9	14,1	28,2	42,3
50 – 10A	5/8	15,875	9,50	10,16	5,08	20,8	37,8	55,5	23,0	44,4	66,6
60 – 12A	3/4	19,05	12,57	11,91	5,96	25,2	48,0	71,0	31,8	63,6	95,4
60H – 12AH	3/4	19,05	12,57	11,91	5,96	28,8	54,9	81,1	40,0	75,6	—
80 – 16A	1	25,40	15,75	15,85	7,92	33,0	62,4	91,7	56,7	113,4	170,1
80H – 16AH	1	25,40	15,75	15,85	7,92	35,9	68,6	101,2	56,7	113,4	—
100 – 20A	1 1/4	31,75	18,90	19,05	9,53	40,5	76,4	112,2	88,5	177,0	265,5
120 – 24A	1 1/2	38,10	25,22	22,23	11,10	50,8	96,3	141,0	127,0	254,0	381,0
140 – 28A	1 3/4	44,45	25,22	25,40	12,70	54,7	102,8	151,8	172,4	344,8	517,2
160 – 32A	2	50,80	31,55	28,58	14,27	65,5	124,0	182,0	226,8	453,6	680,4
200 – 40A	2 1/2	63,50	37,85	39,68	19,84	79,6	151,0	222,7	353,8	707,6	1061,4
240 – 48A	3	76,20	47,35	47,63	23,80	95,5	183,0	271,0	510,3	1020,6	1530,9

R-1 – Łańcuch jednorzędowy • Single Strand Chain
R-2 – Łańcuch dwurzędowy • Double Strand Chain
R-3 – Łańcuch trzyrzędowy • Triple Strand Chain
* – Łańcuch tulejkowy • Bush chain

ŁAŃCUCHY ROLKOWE WG NORMY: PN77/M-84168 / DIN 8187 STANDARD BRYTYJSKI „B”
ROLLER CHAINS BRITISH STANDARD „B” BS 228/ISO 606 / DIN 8187

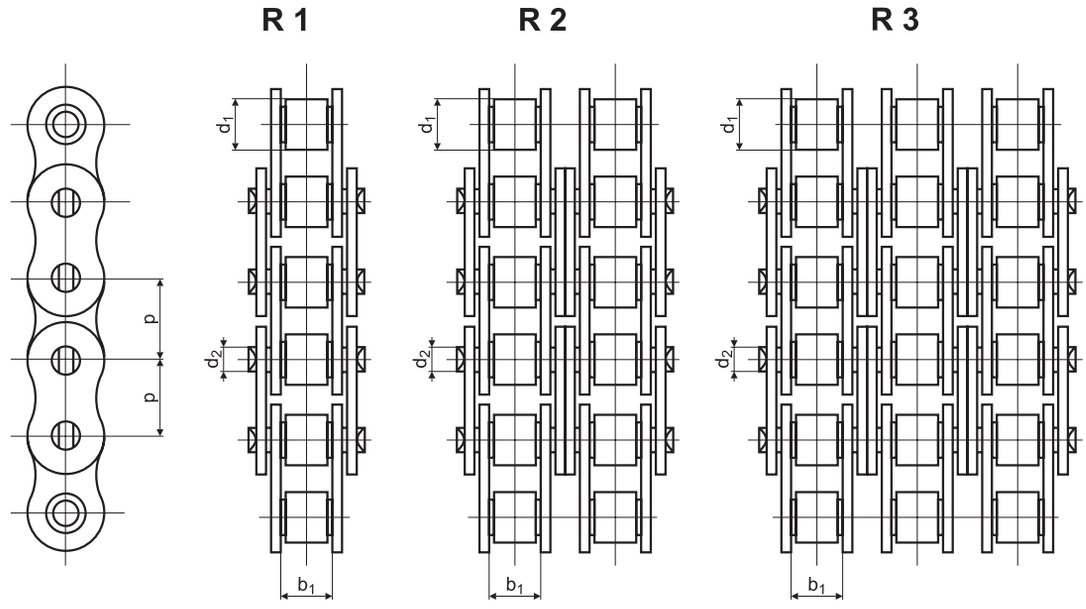

Łańcuch Chain	Podziałka Pitch p		Szer. wewn. Inside Width	Średn. rolki Roller Dia	Średn. sworznia Pin Dia	Szer. zewn. łańcucha Outside Width (mm)			Wytrzymałość łańcucha Breaking Load F_B kN min.		
symbol	cale	mm	b_1	d_1	d_2	R-1	R-2	R-3	R-1	R-2	R-3
04B	4/16	6,00	2,80	4,00	1,85	7,4	—	—	3,0	—	—
05B	5/16	8,00	3,00	5,00	2,31	8,6	14,3	19,9	5,0	7,8	11,1
06B*	3/8	9,525	5,72	6,35	3,28	13,0	23,8	33,5	9,0	16,9	24,9
081	1/2	12,70	3,30	7,75	3,66	9,8	—	—	9,4	—	—
083	1/2	12,70	4,88	7,75	4,09	12,6	—	—	11,6	—	—
084	1/2	12,70	4,88	7,75	4,18	14,7	—	—	15,6	—	—
085	1/2	12,70	6,38	7,77	3,58	13,3	—	—	16,7	—	—
08B	1/2	12,70	7,75	8,51	4,45	16,4	30,4	44,5	18,0	32,0	47,5
10B	5/8	15,875	9,65	10,16	5,08	18,8	35,8	52,4	22,4	44,5	66,7
12B	3/4	19,05	11,68	12,07	5,72	21,8	41,5	61,0	29,0	57,8	86,7
16B	1	25,40	17,02	15,88	8,28	36,1	68,0	99,9	60,0	110,0	165,0
20B	1 1/4	31,75	19,56	19,05	10,19	41,2	77,7	114,1	95,0	170,0	250,0
24B	1 1/2	38,10	25,40	25,40	14,63	53,4	101,0	150,0	160,0	280,0	425,0
28B	1 3/4	44,45	30,99	27,94	15,90	65,0	124,0	184,0	200,0	360,0	530,0
32B	2	50,80	30,99	29,21	17,81	65,2	123,8	181,0	250,0	450,0	670,0
40B	2 1/2	63,50	38,10	39,37	22,89	80,4	152,7	225,0	380,0	630,0	950,0
48B	3	76,20	45,72	48,26	29,24	99,1	190,0	281,0	600,0	1000,0	1500,0

R-1 – Łańcuch jednorzędowy • Single Strand Chain
R-2 – Łańcuch dwurzędowy • Double Strand Chain
R-3 – Łańcuch trzyrzędowy • Triple Strand Chain
* – Łańcuch z płytką owalną • Straight side plates chains

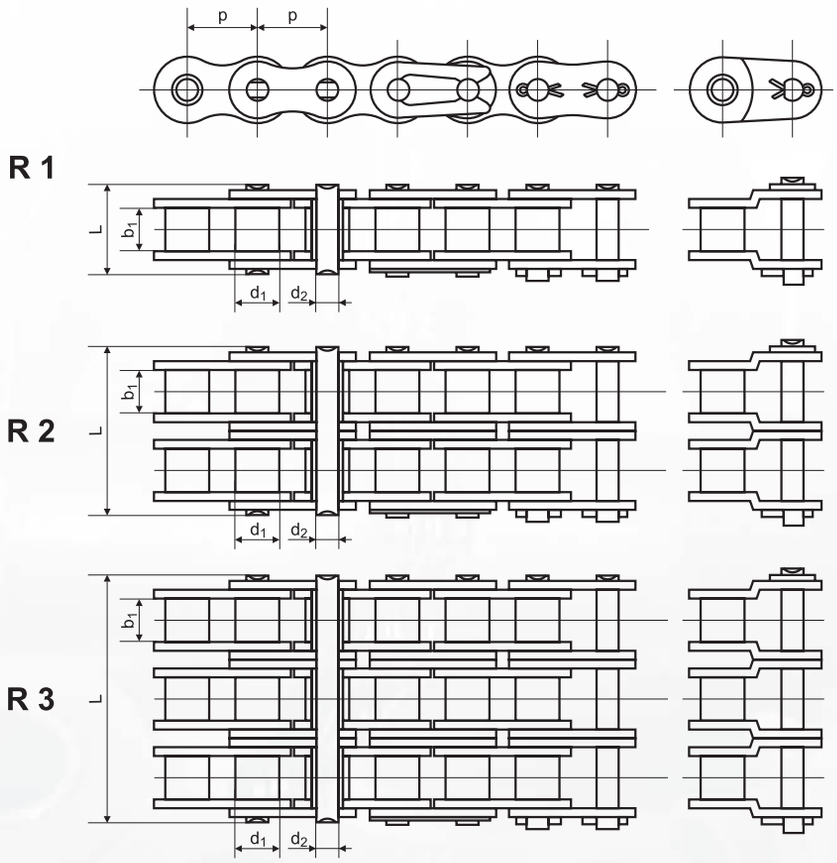

Łańcuch Chain	Symbol ANSI Chain No.	Podziałka Pitch p		Szer. wew. Inside width b_1	Średn. rolki Roller dia. d_1	Średn. sworznia Pin dia. d_2	Szer. zewn. łańcucha Outside width L mm			Standardowa wytrzymałość łańcucha STRONG MAN F_B kN		
		cale inch	mm	mm	mm	mm	R-1	R-2	R-3	R-1	R-2	R-3
03C	*15	3/16	4,7625	2,38	2,48	1,62	6,10	—	—	2,0	—	—
04C	*25	1/4	6,35	3,18	3,30	2,31	7,90	14,5	21,0	4,6	8,6	12,6
06C	*35	3/8	9,525	4,77	5,08	3,58	12,40	22,5	32,7	9,6	19,7	28,6
08A	40	1/2	12,70	7,85	7,95	3,96	16,60	31,0	45,4	19,2	35,9	50,0
10A	50	5/8	15,875	9,40	10,16	5,08	20,70	38,9	57,0	28,5	58,1	77,8
12A	60	3/4	19,05	12,57	11,91	5,94	25,90	48,8	71,5	39,0	71,5	111,1
16A	80	1	25,40	15,75	15,88	7,92	32,70	62,7	91,7	64,4	141,8	198,4
20A	100	1 1/4	31,75	18,90	19,05	9,53	40,40	76,4	112,2	90,7	211,0	309,6
24A	120	1 1/2	38,10	25,22	22,23	11,10	50,30	95,8	141,4	140,5	288,0	437,2
28A	140	1 3/4	44,45	25,22	25,40	12,70	54,40	103,3	152,2	190,5	427,5	593,3
32A	160	2	50,80	31,55	28,58	14,27	64,80	123,3	181,8	245,5	562,4	780,6
40A	200	2 1/2	63,50	37,85	39,68	19,85	80,30	151,9	223,5	431,6	877,4	1217,8
48A	240	3	76,20	47,35	47,63	23,81	95,50	183,4	271,3	622,5	1255,3	1756,5

R-1 – Łańcuch jednorzędowy • Single Strand Chain
R-2 – Łańcuch dwurzędowy • Double Strand Chain
R-3 – Łańcuch trzyrzędowy • Triple Strand Chain
* – Łańcuch tulejowy / Bush chain

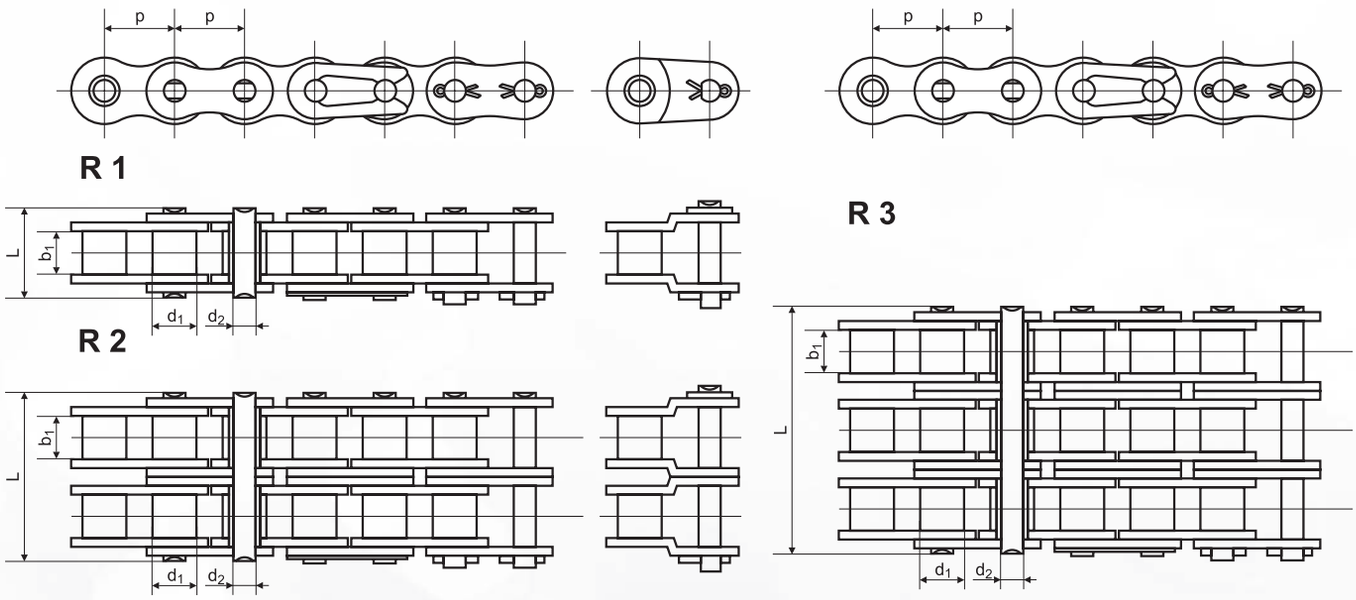

Łańcuch Chain	Podziałka Pitch p		Szer. wewn. Inside Width	Średn. rolki Roller Dia	Średn. sworznia Pin Dia	Szer. zewn. łańcucha Outside Width L (mm)			Standardowa wytrzymałość łańcucha STRONG MAN F_B kN		
symbol	cale/inch	mm	b_1	d_1	d_2	R-1	R-2	R-3	R-1	R-2	R-3
04B	1/4	6,00	2,80	4,00	1,85	6,80	—	—	3,1	—	—
05B	5/16	8,00	3,00	5,00	2,31	8,20	13,90	19,50	4,9	8,4	13,8
06B*	3/8	9,525	5,72	6,35	3,28	13,15	23,40	33,50	10,6	18,7	30,0
08B	1/2	12,70	7,75	8,51	4,45	16,70	31,20	45,10	20,0	33,9	49,5
10B	5/8	15,875	9,65	10,16	5,08	19,50	36,10	52,70	23,3	45,5	70,5
12B	3/4	19,05	11,68	12,07	5,72	22,50	42,00	61,50	31,2	60,5	89,0
16B	1	25,40	17,02	15,88	8,28	36,10	68,00	99,80	67,9	122,5	183,5
20B	1 1/4	31,75	19,56	19,05	10,19	41,30	77,80	114,20	98,5	196,0	270,5
24B	1 1/2	38,10	25,40	25,40	14,63	53,40	101,70	150,10	171,0	290,0	493,0
28B	1 3/4	44,45	30,99	27,94	15,90	65,10	124,60	184,20	247,0	406,0	609,0
32B	2	50,80	30,99	29,21	17,81	66,00	124,60	183,20	276,5	508,0	694,0
40B	2 1/2	63,50	38,10	39,37	22,89	82,20	154,50	226,80	396,0	711,0	1090,0
48B	3	76,20	45,72	48,26	29,24	99,10	190,40	281,60	600,0	1100,0	1700,0
Łańcuchy w wykonaniu specjalnym / Special execution chains											
04BH	1/4	6,00	2,80	4,00	1,85	8,40	—	—	5,0	—	—
*06BH	3/8	9,525	5,72	6,35	3,58	14,40	—	—	11,0	—	—
08BH	1/2	12,70	7,85	8,51	4,45	18,80	—	—	20,0	—	—
10BH	5/8	15,875	9,65	10,16	5,08	20,20	—	—	30,0	—	—
12BH	3/4	19,05	11,68	12,07	5,94	25,20	—	—	41,1	—	—
12BHF2	3/4	19,05	13,50	12,07	5,72	28,80	—	—	35,0	—	—
16BH	1	25,40	17,02	15,88	8,90	35,70	—	—	87,7	—	—
24BH	1 1/2	38,10	25,40	25,40	14,63	58,60	—	—	236,5	—	—

R-1 – Łańcuch jednorzędowy • Single Strand Chain
R-2 – Łańcuch dwurzędowy • Double Strand Chain
R-3 – Łańcuch trzyrzędowy • Triple Strand Chain
* – Łańcuch z płytka owalną / Stright plates

TYP TYPE M1

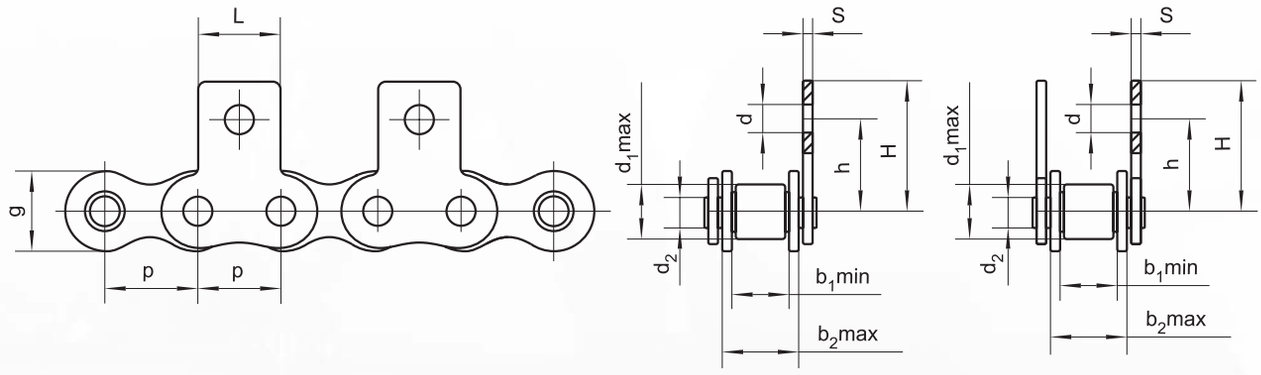

Łańcuch Chain	p mm	b_1 mm min	b_2 mm max	d_1 mm max	d_2 mm	g mm	d mm	h mm	H mm	S mm	L
06B	9,525	5,72	8,53	6,35	3,28	8,20	3,50	9,00	13,80	1,30	8,00
08B	12,70	7,75	11,30	8,51	4,45	11,8	4,50	14,70	20,30	1,30	12,50
10B	15,875	9,65	13,28	10,16	5,08	14,73	5,50	17,20	26,70	1,60	15,00
12B	19,05	11,68	15,62	12,07	5,72	16,10	6,60	18,70	29,00	1,80	18,50
16B	25,40	17,02	25,45	15,88	8,28	20,30	9,00	28,60	41,50	3,10	25,00

TYP TYPE M2

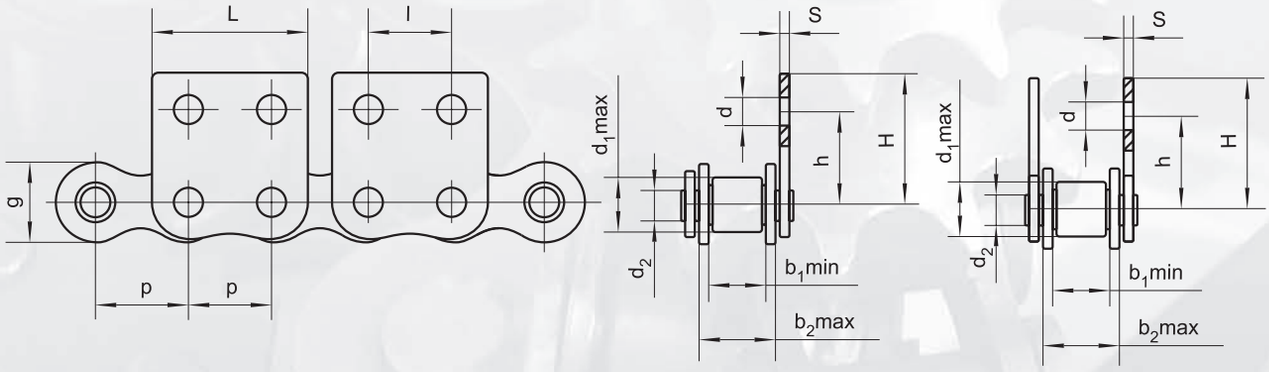

Łańcuch Chain	p mm	b_1 mm min	b_2 mm max	d_1 mm max	d_2 mm	g mm	d mm	h mm	H mm	S mm	l mm	L
06B	9,525	5,72	8,53	6,35	3,28	8,20	3,20	9,20	12,60	9,53	9,53	17,70
08B	12,70	7,75	11,30	8,51	4,45	11,80	4,50	14,70	20,30	12,70	12,70	24,30
10B	15,875	9,65	13,28	10,16	5,08	14,73	5,50	17,20	26,70	15,90	15,90	29,00
12B	19,05	11,68	15,62	12,07	5,72	16,10	6,60	18,70	29,00	19,10	19,10	33,20
16B	25,40	17,02	25,45	15,88	8,28	20,03	9,00	28,60	41,50	25,40	25,40	45,60

TYP
TYPE K1

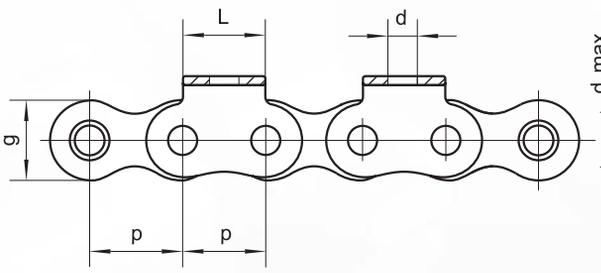

1K1

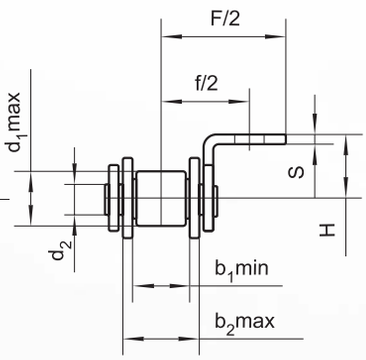

2K1

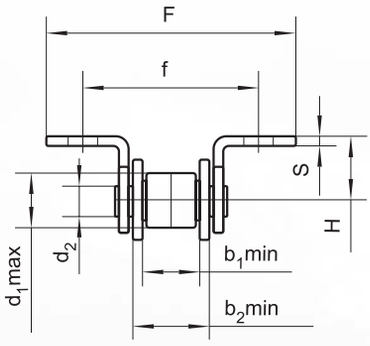

Łańcuch Chain	p mm	b_1 mm min	b_2 mm max	d_1 mm max	d_2 mm	g mm	d mm	H mm	S mm	L mm	f mm	F mm
06B	9,525	5,72	8,53	6,35	3,28	8,20	3,50	6,50	1,30	8,00	18,30	27,90
08B	12,70	7,75	11,30	8,51	4,45	11,80	4,50	10,00	1,30	12,50	25,50	36,70
10B	15,875	9,65	13,28	10,16	5,08	14,73	5,50	10,00	1,60	15,00	33,40	52,40
12B	19,05	11,68	15,62	12,07	5,72	16,10	6,60	11,00	1,80	18,50	37,80	58,40
16B	25,40	17,02	25,45	15,88	8,28	20,30	9,00	18,00	3,10	25,00	56,80	82,60

TYP
TYPE K2

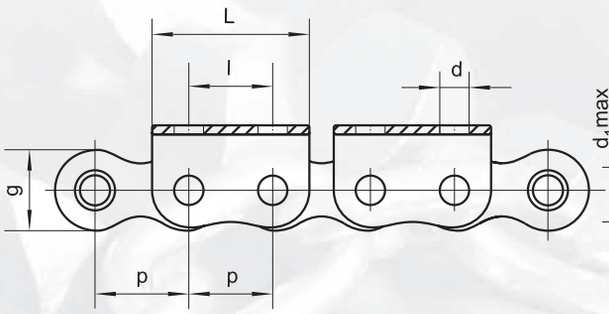

1K2

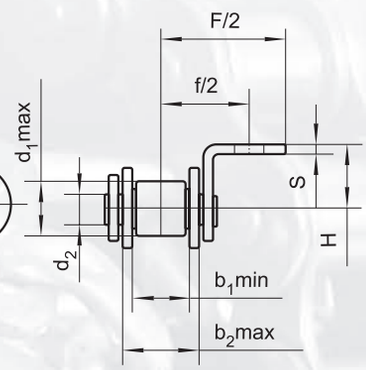

2K2

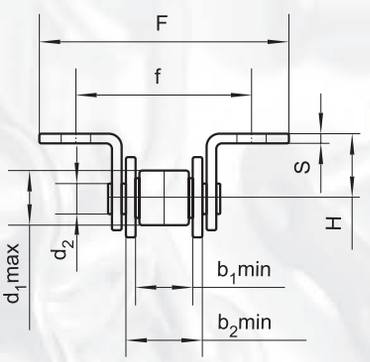

Łańcuch Chain	p mm	b_1 mm min	b_2 mm max	d_1 mm max	d_2 mm	g mm	d mm	H mm	S mm	l mm	L mm	f mm	F mm
06B	9,525	5,72	8,53	6,35	3,28	8,20	3,20	5,70	1,30	9,53	17,70	20,30	27,10
08B	12,70	7,75	11,30	8,51	4,45	11,80	4,50	10,00	1,30	12,70	24,30	25,50	36,70
10B	15,875	9,65	13,28	10,16	5,08	14,73	5,50	10,00	1,60	15,90	29,00	33,40	52,40
12B	19,05	11,68	15,62	12,07	5,72	16,10	6,60	11,00	1,80	19,10	33,20	37,20	58,40
16B	25,40	17,02	25,45	15,88	8,28	20,30	9,00	18,00	3,10	25,40	45,60	56,80	82,60

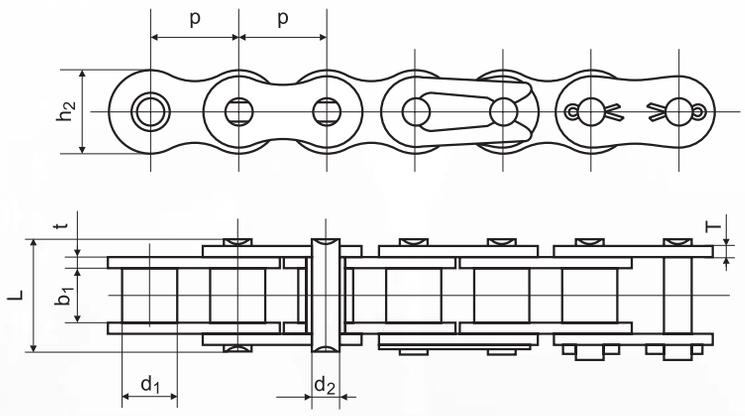

Łańcuch Chain	Podziałka Pitch	Średn. rolki Roller Dia	Szer. wewn. Inside Width	Średn. sworznia Pin dia.	Długość sworznia Pin lenght	Wysokość płytki Inner plate depth	Gubość płytki Plate thickness	Wytrzy-małość łańcucha Breaking load	Masa 1m kg/m Weight 1 m kg/m
	p mm	d_1 max mm	b_1 min mm	d_2 max mm	L max mm	h_2 max mm	t/T max mm	min. kN	q kg/m
25 SS*	6,35	3,30	3,18	2,31	7,9	6,00	0,8	2,5	0,15
35 SS*	9,525	5,08	4,77	3,58	12,4	9,00	1,30	5,5	0,33
40 SS	12,70	7,95	7,85	3,96	16,6	12,00	1,50	9,6	0,63
41 SS	12,70	7,77	6,25	3,58	13,75	9,91	1,30	6,0	0,46
50 SS	15,875	10,16	9,40	5,08	20,7	15,09	2,03	15,2	1,03
60 SS	19,05	11,91	12,57	5,94	25,9	18,00	2,42	21,7	1,51
80 SS	25,40	15,88	15,75	7,92	32,7	24,00	3,25	38,9	2,62
100 SS	31,75	19,05	18,90	9,53	40,4	30,00	4,00	60,0	3,94
120 SS	38,10	22,23	25,22	11,10	50,3	35,70	4,80	72,5	5,72
140 SS	44,45	25,40	25,22	12,70	54,4	41,0	5,60	94,0	7,70
04B SS	6,00	4,00	2,80	1,85	6,80	5,00	0,60	2,0	0,11
05B SS	8,00	5,00	3,00	2,31	8,20	7,10	0,80	3,5	0,20
06B SS**	9,525	6,35	5,72	3,28	13,15	8,20	1,30	6,2	0,41
08B SS	12,70	8,51	7,75	4,45	16,7	11,80	1,60	12,0	0,70
10B SS	15,875	10,16	9,65	5,08	19,5	14,70	1,70	14,5	0,94
12B SS	19,05	12,07	11,68	5,72	22,5	16,00	1,85	18,5	1,16
16B SS	25,40	15,88	17,02	8,28	36,1	21,00	4,15/3,1	40,0	2,73
20B SS	31,75	19,05	19,56	10,19	41,3	26,40	4,5/3,5	59,0	3,73
24B SS	38,10	25,40	25,40	14,63	53,4	33,20	6,0/4,8	104,0	7,20
32B SS	50,80	29,21	30,99	17,81	66,0	42,00	7,0/6,0	150,0	10,22

* Łańcuch tulejowy / Bush chain
** Łańcuch z płytką owalną / Straight side plates

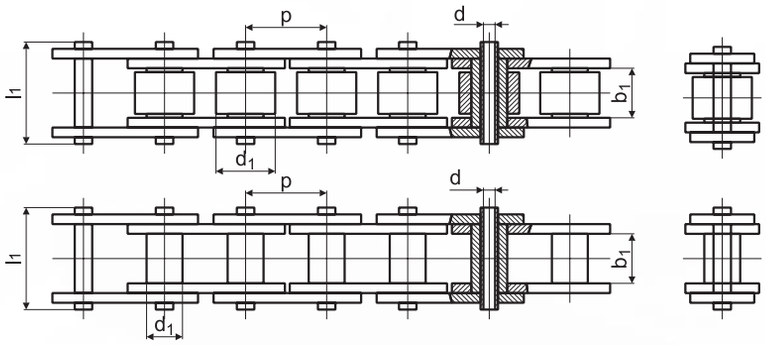

Łańcuch Chain	Podziałka / Pitch		Rolka Roller	Szer wewn. Inside width	Otwór sworznia pin hole	Szer. zewn. Pin lenght	Wys. płytki Plate height	Obciążenie zrywające Breaking Load	
	p		d_1 (max)	b_1 (min)	d	l_1	g	F_B min.	
	mm	cale / inch	mm					kN	
Łańcuchy standardowe • Standard Series Chains								Stal zwykła Carbon steel	Stal nierdzewna Stainless steel
40HP	12,70	1/2	7,92	7,85	4,00	16,6	12,0	9,6	6,7
08BHP	12,70	1/2	8,51	7,75	4,60	17,0	12,0	8,0	5,7
50HP	15,875	5/8	10,16	9,40	5,13	20,5	15,0	15,1	10,6
60HP	19,05	3/4	11,91	12,57	5,97	25,3	18,0	22,8	16,0
80HP	25,40	1	15,88	15,75	8,03	32,7	23,6	38,5	27,0
Łańcuchy niestandardowe • Non Standard Series Chains									
HP40	40	—	20	10,60	6,30	24,8	20	—	24,7
HP50	50		30	9,80	8,00	26,5	21		24,7
HP80	80		32	24,15	9,00	35,5	28		35,0
HP100	101,6	4	27,62	21,50	13,80	44	38	121	

ŁAŃCUCHY ROLKOWE Z PROSTĄ PŁYTKĄ
STRAIGHT SIDE PLATES CHAINS

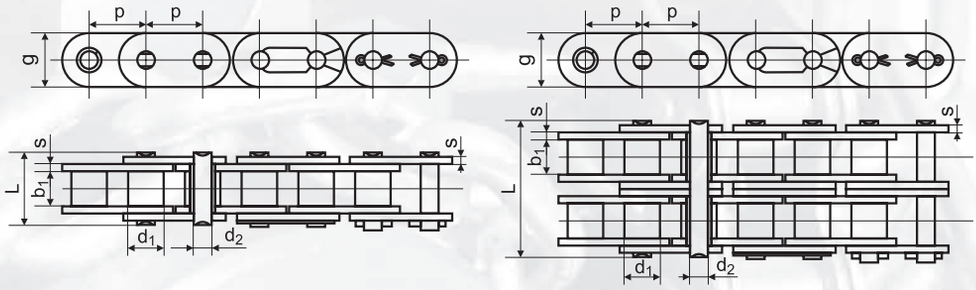

Łańcuch Chain	Podziałka Pitch p		Szer. wewn. Inside Width	Średn. rolki Roller Dia	Średn. sworznia Pin Dia	Wys. płytki Plate depth	Grubość płytki Plate thickness	Szer. zewn. łańcucha Outside Width		Wytrzymałość łańcucha Breaking Load	
								R-1	R-2	R-1	R-2
symbol	cale	mm	b_1	d_1	d_2	g	s	L (mm)		F_B kN min.	
08B	1/2	12,70	7,75	8,51	4,45	11,8	1,60	16,4	30,4	18,0	32,0
10B	5/8	15,875	9,65	10,16	5,08	14,7	1,70	18,8	35,8	22,4	44,5
12B	3/4	19,05	11,68	12,07	5,72	16,0	1,85	21,8	41,5	29,0	57,8
16B	1	25,40	17,02	15,88	8,28	21,0/24,0	4,15/3,10	36,1	68,0	60,0	110,0
20B	1 1/4	31,75	19,56	19,05	10,19	26,4	4,50/3,50	41,2	77,7	95,0	170,0
24B	1 1/2	38,10	25,40	25,40	14,63	33,2	6,00/4,80	53,4	101,0	160,0	280,0

ŁAŃCUCHY ROLKOWE O WYDŁUŻONEJ PODZIAŁCE WG NORMY: PN-M/84167/DIN 8181
DOUBLE PITCH ROLLER CHAINS DIN 8181

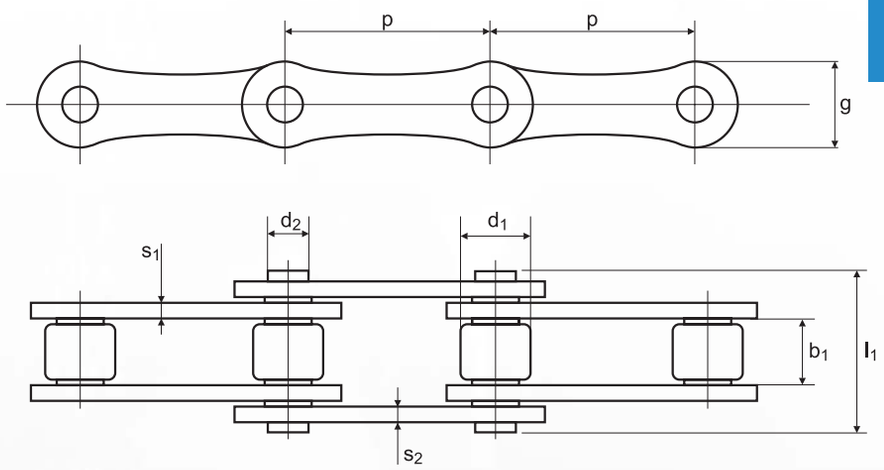

Łańcuch Chain	Podziałka Pitch p		Szer. wewn. Inside Width	Średn. rolki Roller Dia	Wys. płytki Plate Height	Grubość płytki Plate Thickness		Średn. sworznia Pin Dia.	Długość sworznia Pin Length	FB kN min.
						wewn. inside	zewn. outside			
	cale	mm	b_1	d_1	g	s_1	s_2	d_2	l_1	
208B	1,00	25,40	7,75	8,51	11,43	1,55	1,55	4,45	16,6	19,0
210B	1,25	31,75	9,65	10,16	13,72	1,55	1,55	5,08	19,6	23,0
212B	1,50	38,10	11,53	12,07	15,88	1,8	1,8	5,72	22,7	30,5
216B	2,00	50,80	17,02	15,88	20,83	4,12	3,1	8,28	36,1	67,0
220B	2,50	63,50	19,56	19,05	24,64	4,12	3,61	10,19	43,2	98,07
224B	3,00	76,20	25,4	25,4	33,53	6,1	5,08	14,63	53,4	166,7
232B	4,00	101,60	30,99	29,21	40,13	7,11	6,35	17,81	67,4	255,0
208A	1,00	25,40	7,85	7,95	12,0	1,51	1,51	3,96	17,8	14,1
210A	1,25	31,75	9,4	10,16	15,0	2,0	2,0	5,08	21,8	22,2
212A	1,50	38,10	12,57	11,91	18,0	2,4	2,4	5,94	26,9	38,0

FB – Obciążenie zrywające • Breaking Load

ŁAŃCUCH SPECJALNY Z PRZYŁĄCZEM TYPU U
CHAIN WITH U TYPE ATTACHMENT

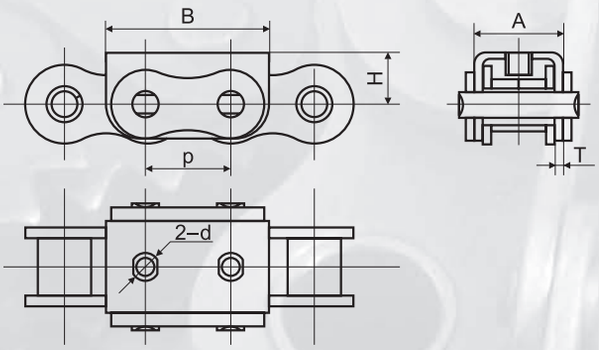

Łańcuch Chain	Podziałka / Pitch	Szczegółowe wymiary / Dimension				
	p mm	A mm	B mm	d mm	H mm	T mm
10B-U1F1	15,875	16,8	30,0	M5	11,3	1,6
16B-U1F2	25,40	30,3	49,5	M6	16,45	2,3
16B-U1F4	25,40	29,8	47,8	M5	15,00	2,0

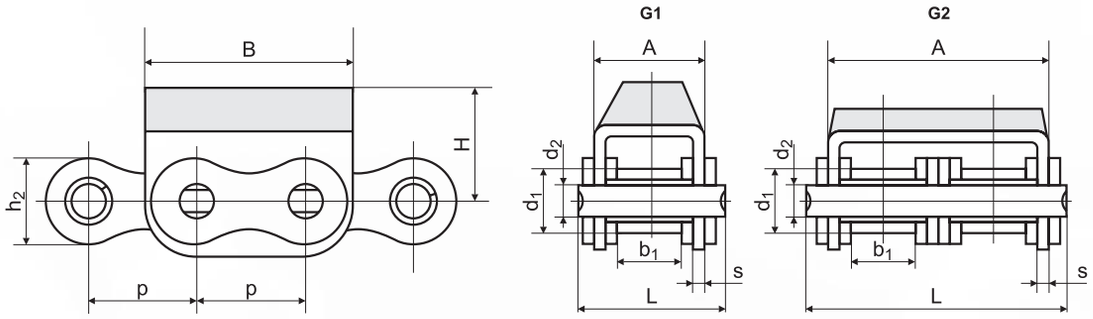

Łańcuch Chain	Podziałka Pitch	Średnica rolki Roller diametr	Szerokość wewnętrzna Width between inner plates	Średnica sworznia Pin diametr	Szerokość zewnętrzna Pin lenght	Wymiary płytek i przyłączy Plate and attachment dimension					Standardowa wytrzymałość Ultimate tensile strenght
	p mm	d_1 max mm	b_1 min mm	d_2 max mm	L max mm	h_2 max mm	A mm	B mm	H mm	s mm	kN
08B-G1	12,70	8,51	7,75	4,45	20	11,8	14,6	24,2	12,3	1,60	18,0
08B-G2	12,70	8,51	7,75	4,45	34,3	11,8	28,4	24,2	12,3	1,50	32,0
10B-G1	15,875	10,16	9,65	5,08	23,2	14,7	16,8	30,0	17,0	1,6	19,0
10B-G2	15,875	10,16	9,65	5,08	39,7	14,7	33,3	30,0	17,0	1,5	44,5
12B-G1	19,05	12,07	11,68	5,72	25,7	16,0	19,6	36,0	21,0	1,85	29,0
12B-G2	19,05	12,07	11,68	5,72	45,3	16,0	39,1	36,0	16,0	1,85	57,8
16A-G1	25,40	15,88	15,75	7,92	37,2	24,0	27,5	46,0	20,0	2,42	42,0
16B-G1	25,40	15,88	17,02	8,28	39,7	21,0	29,1	49,0	21,4	1,60	58,0
20B-G1	31,75	19,05	19,56	10,19	48,0	26,4	36,0	57,0	27,0	3,50	85,0
24B-G1	38,10	25,40	25,40	14,63	61,6	33,2	47,0	72,6	34,0	4,50	160,0

ŁAŃCUCH TRANSPORTOWY SPECJALNY
SPECIAL CONVEYOR CHAIN

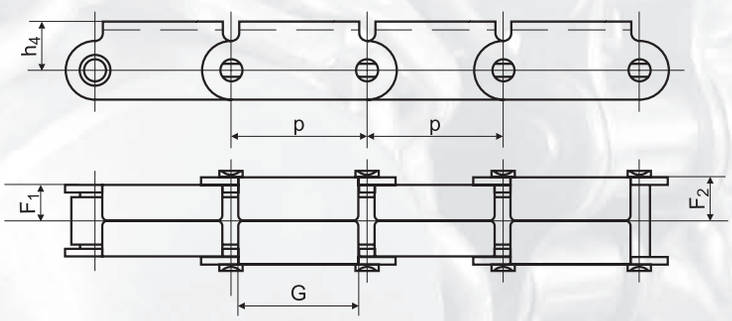

Symbol	Podziałka p mm	F_1 mm	F_2 mm	G	h_4
81XF1	66,27	17,5	21,8	58,0	23,85

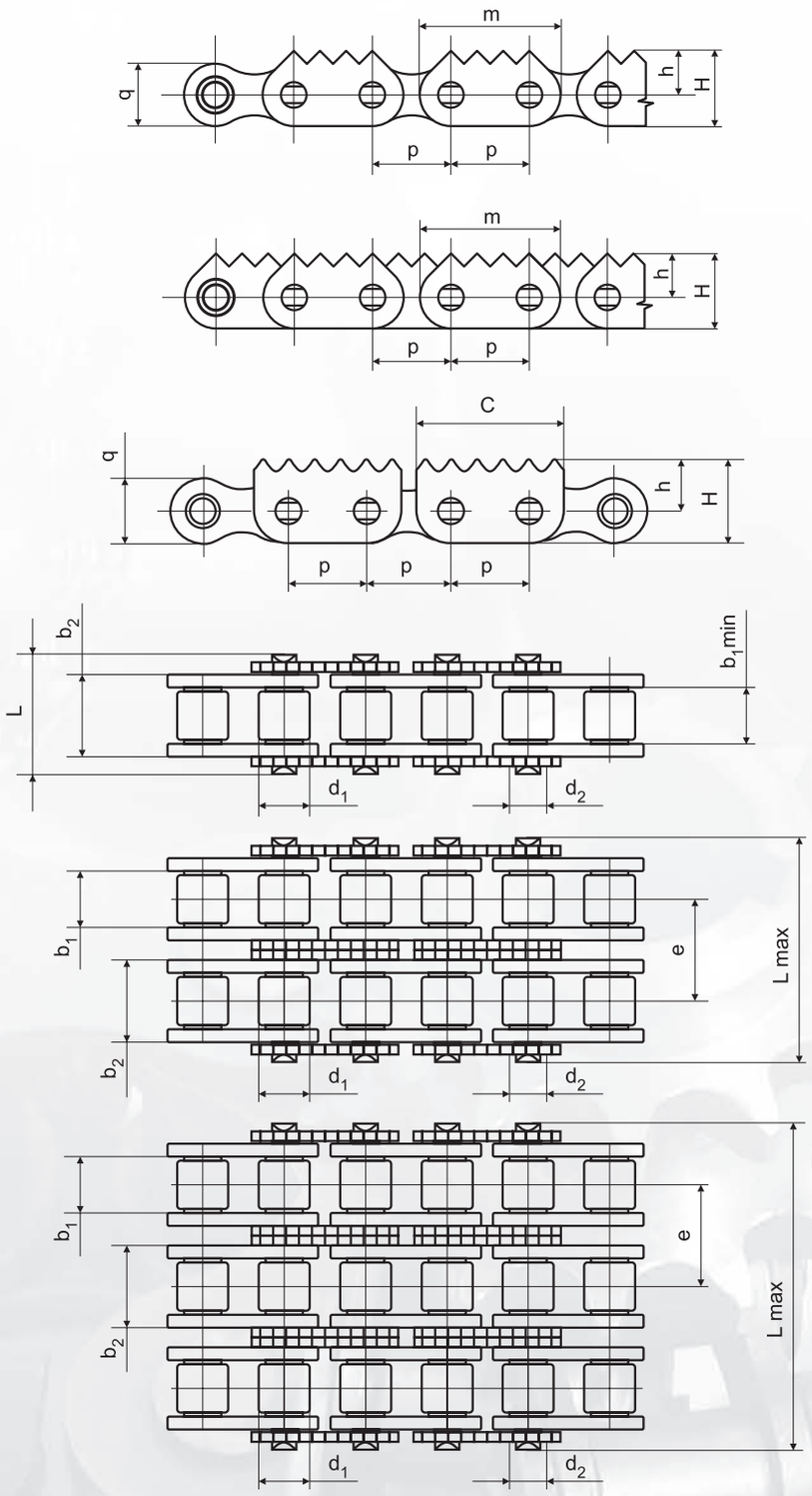

Łańcuch Chain	p mm	b_1 mm	b_2 mm	d_1 mm	d_2 mm	L mm	q mm	e mm	h mm	H mm	C mm	F_B kN
16B-1 2M3	25,40	17,02	25,45	15,88	8,28	35	20,3	—	14,4	26,5	46	60,0
16B-2 2M3	25,40	17,02	25,45	15,88	8,28	67,3	20,3	31,88	14,4	26,5	46	106,0
16B-3 2M3	25,40	17,02	25,45	15,88	8,28	99	20,3	31,88	14,4	26,5	46	160,0

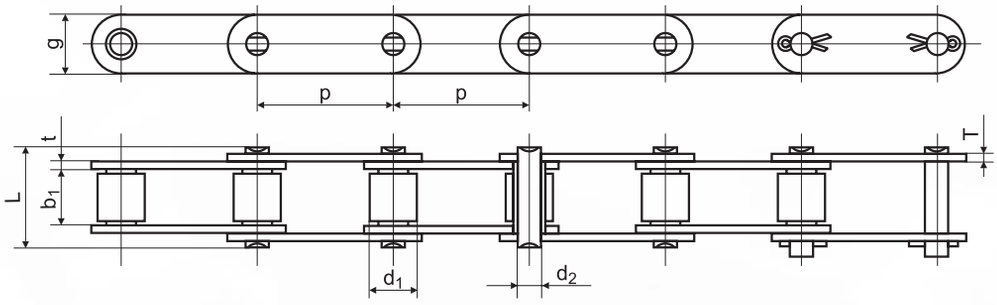

Łańcuch Chain	Podziałka Pitch	Średnica rolki Roller diametr	Szerokość wewn. Inside width	Średnica sworznia Pin diametr	Szerokość zewn. Pin lenght	Wysokość płytki Inner plate depth	Grubość płytki Plate thickness	Wytrzymałość łańcucha Breaking load	Waga łańcucha Weigh per meter
	p mm	d_1 max mm	b_1 min mm	d_2 max mm	L max mm	g max mm	t/T max mm	F_B min kN	q kg/m
81X	66,27	23,00	27,00	11,10	49,0	28,50	4,00	106,7	3,78
81XH	66,27	23,00	27,78	11,10	60,7	31,35	7,94/5,55	151,9	5,88
81XHH	66,27	23,00	27,78	11,10	65,6	31,35	7,94	191,1	6,70
81XHS	66,27	23,00	27,00	11,10	63,6	31,80	7,60	152,0	6,55
500R	50,00	25,40	25,40	14,63	52,0	40,00	5,00	100,0	7,13
441.100R	100,00	25,40	25,40	14,63	52,0	40,00	5,00	100,0	5,15

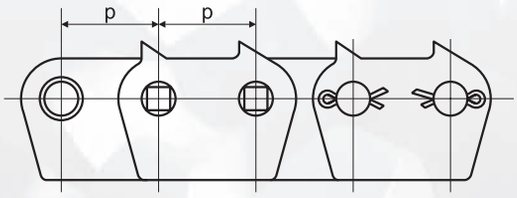

32B-1874

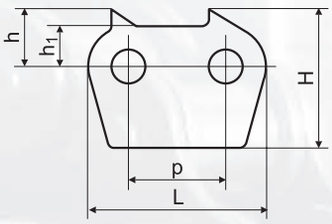

32B-1872

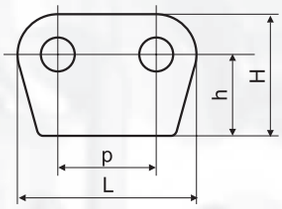

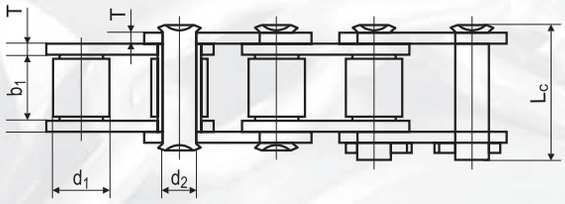

Symbol	Wymiary płytek / Plates dimension				
	p	L	h_1	h	H
32B-1872	50,80	92,8	—	43,0	64,0
32B-1874	50,80	92,8	21	30,0	73,0

Łańcuch Chain	Podziałka Pitch	Średnica rolki Roller diametr	Szerokość wewn. Inside width	Średnica sworznia Pin diametr	Długość sworznia Pin length		Grubość płytki Plate thickness	Wytrzymałość łańcucha Breaking load	Waga łańcucha Weigh per meter
	p mm	d_1 max mm	b_1 min mm	d_2 max mm	L max mm	L_c max mm	T max mm	F_B min kN	q kg/m
32B-1-1872	50,80	29,21	33,0	17,81	66,0	71,0	6,0	250,0	13,54

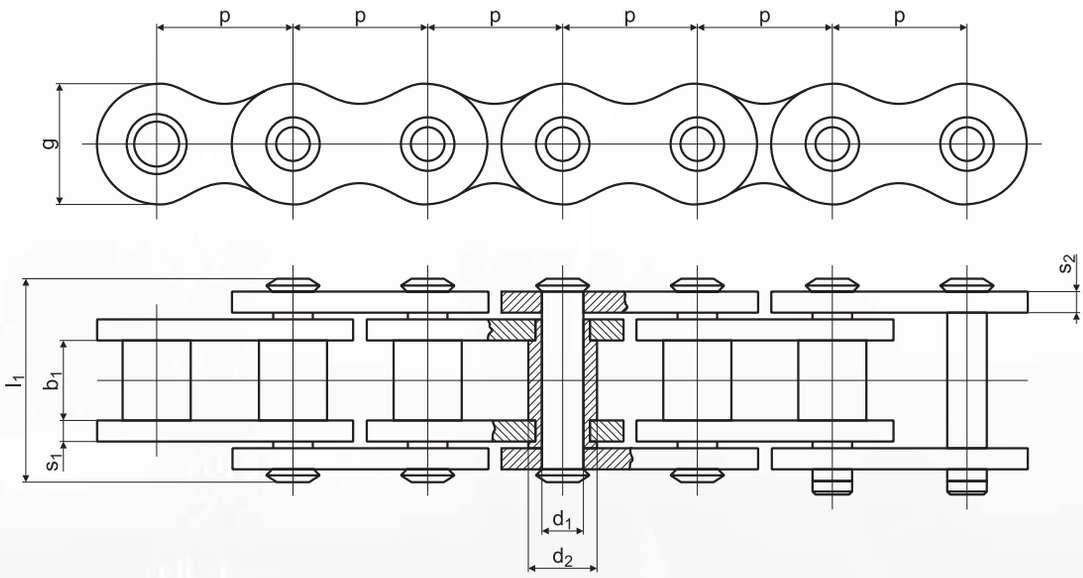

Łańcuch Chain	p mm	b_1 mm	d_1 mm	d_2 mm	l_1 mm	g mm	s_1 mm	s_2 mm	Wytrzymałość Breaking load F_B kN min.
TM 20	20	16	7,95	12	34	20	3,0	2,5	25,0
TM 25	25	18	9,95	15	36	28	3,0	3,0	31,5
TM 30	30	20	10,95	17	44	29	4,0	3,5	40,0
TM 35	35	22	11,95	18	47	32	4,0	3,5	50,0
TM 40	40	25	13,91	20	55	36	4,5	4,0	63,0
TM 45	45	30	16,91	23	64	38	6,0	4,5	80,0
TM 50	50	35	17,91	26	68	40	6,0	4,5	100,0
TM 55	55	45	19,88	30	86	49	8,0	8,0	125,0
TM 60	60	50	23,80	32	92	55	8,0	8,0	160,0
TM 65	65	55	27,88	36	98	61	8,0	8,0	200,0
TM 70	70	60	31,84	42	117	67	10,0	10,0	250,0

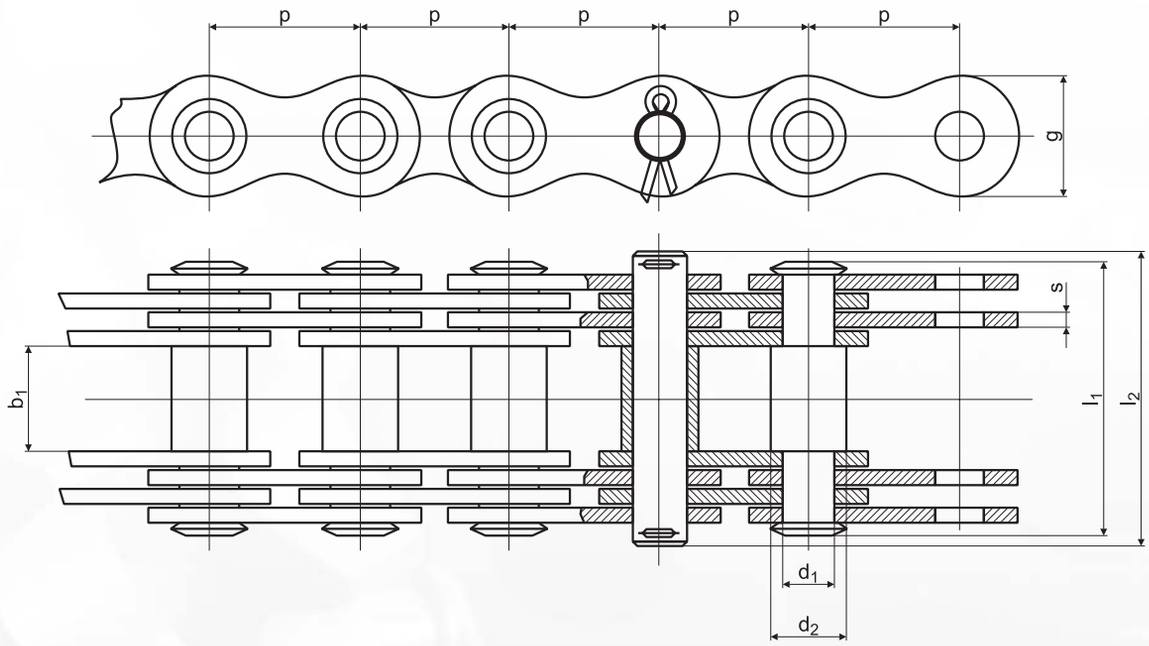

Łańcuch Chain	p mm	b_1 mm	d_1 mm	d_2 mm	l_1 mm	l_2 mm	g mm	s mm	F_B kN min.
DG 25	25	18	8	10	36	42	18	3	25
DG 25 K	25	18	8	10	36	42	18	3	50
DG 30	30	20	9	11	51	58	20	3	40
DG 30 K	30	20	9	11	51	58	20	3	70
DG 35	35	22	10	12	53	61	26	3	60
DG 35 K	35	22	10	12	53	61	26	3	90
DG 40	40	25	12	14	58	66	30	3	80
DG 40 K	40	25	12	14	58	66	30	3	110
DG 45	45	30	14	17	63	70	35	3	100
DG 45 K	45	30	14	17	63	70	35	3	140
DG 50	50	35	18	22	90	97	38	4,5	150
DG 55	55	40	21	24	108	115	40	6,0	200
DG 60	60	45	23	26	114	120	45	6,0	250
DG 70*	70	50	28	32	148	157	55	6,0	375
DG 80*	80	60	32	36	159	171	60	6,0	500
DG 90*	90	70	36	40	184	200	70	7,0	750
DG 100*	100	80	40	45	224	239	80	7,0	1000
DG 110*	110	90	45	50	236	251	90	7,0	1250
DG 120*	120	100	50	55	262	277	100	8,0	1500

* Łańcuch wykonany z płytek o kształcie owalnym • Straight Plates
FB – Obciążenie zrywające • Breaking Load

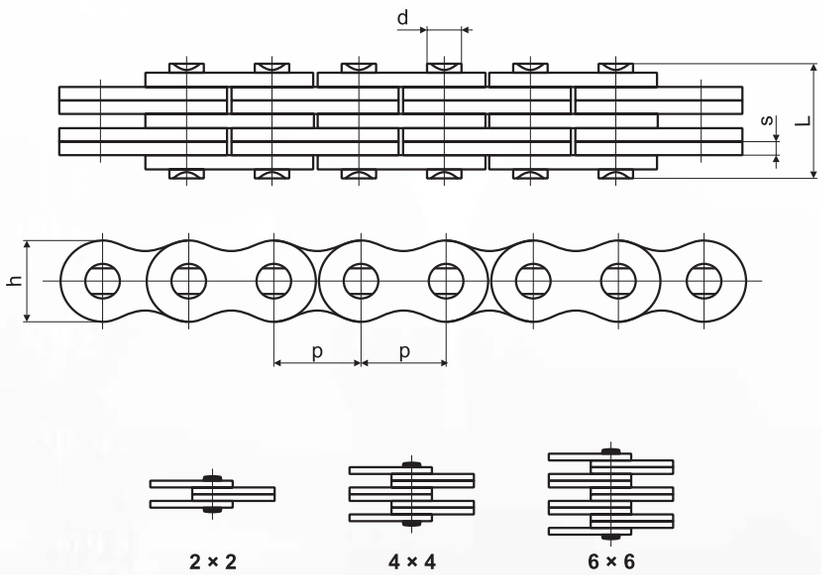

Łańcuch Chain	Podziałka Pitch	Kombinacja płytek	Wysokość płytki Plate depth	Grubość płytki Plate thickn.	Średnica sworznia Pin diameter	Długość sworznia Pin length	Obciążenie zrywające Breaking load
symbol	p mm	Lacing	h mm	s mm	d mm	L mm	FB kN min.
LL1022	15,875	2×2	12,6	1,60	5,08	9,30	22,00
LL1044		4×4				16,40	45,00
LL1066		6×6				22,80	68,00
LL1222	19,05	2×2	14,9	1,80	5,72	10,20	29,00
LL1244		4×4				17,80	59,00
LL1266		6×6				25,50	88,00
LL1622	25,40	2×2	21,0	3,00	8,28	17,20	58,00
LL1644		4×4				30,20	116,00
LL1666		6×6				43,20	174,00
LL2022	31,75	2×2	26,0	3,50	10,19	20,10	95,00
LL2044		4×4				35,10	190,00
LL2066		6×6				50,10	285,00
LL2422	38,10	2×2	33,0	5,00	14,63	28,40	170,00
LL2444		4×4				49,40	340,00
LL2466		6×6				70,40	510,00
LL2822	44,45	2×2	36,6	6,00	15,90	34,00	200,00
LL2844		4×4				60,00	400,00
LL2866		6×6				86,00	600,00
LL3222	50,80	4×4	41,8	6,50	17,81	35,00	260,00
LL3244		6×6				61,00	520,00
LL3266		4×4				87,00	780,00

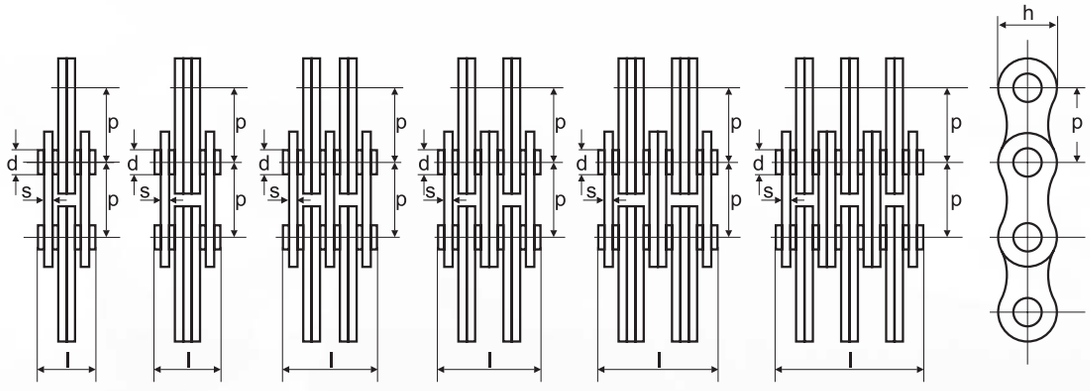

2 × 2 2 × 3 3 × 4 4 × 4 4 × 6 6 × 6

Łańcuch Chain	Symbol ANSI	Podziałka Pitch p		Komb. płytek Lacing	Grub. płytki Plate thickness s	Wys. płyt. Plate depth h	Średn. sworznia Pin Dia d	Długość sworznia Pin lenght l	F_B kN min.	Masa 1 m Weight 1 m kg/m
		cale / inch	mm							
LH0823	BL423	0,500	12,70	2 × 3	2,06	12,1	5,08	13,1	22,2	0,75
LH0834	BL434	0,500	12,70	3 × 4	2,06	12,1	5,08	17,4	34,0	1,04
LH0844	BL444	0,500	12,70	4 × 4	2,06	12,1	5,08	19,5	58,0	1,20
LH0846	BL446	0,500	12,70	4 × 6	2,06	12,1	5,08	23,2	58,0	1,46
LH0866	BL466	0,500	12,70	6 × 6	2,06	12,1	5,08	28,0	90,0	1,74
LH1023	BL523	0,625	15,875	2 × 3	2,46	15,1	5,95	14,9	44,1	1,05
LH1034	BL534	0,625	15,875	3 × 4	2,46	15,1	5,95	20,3	60,0	1,47
LH1044	BL544	0,625	15,875	4 × 4	2,46	15,1	5,95	22,4	78,0	1,69
LH1046	BL546	0,625	15,875	4 × 6	2,46	15,1	5,95	27,1	78,0	2,07
LH1066	BL566	0,625	15,875	6 × 6	2,46	15,1	5,95	32,5	120,0	2,67
LH1223	BL623	0,75	19,05	2 × 3	3,23	18,2	7,93	20,0	60,0	1,84
LH1234	BL634	0,75	19,05	3 × 4	3,23	18,2	7,93	26,3	101,5	2,58
LH1244	BL644	0,75	19,05	4 × 4	3,23	18,2	7,93	29,6	126,0	2,95
LH1246	BL646	0,75	19,05	4 × 6	3,23	18,2	7,93	36,5	126,0	3,70
LH1266	BL666	0,75	19,05	6 × 6	3,23	18,2	7,93	44,2	190,0	4,30
LH1623	BL823	1,0	25,40	2 × 3	4,06	23,2	9,53	24,2	93,0	2,55
LH1634	BL834	1,0	25,40	3 × 4	4,06	23,2	9,53	32,6	138,0	3,56
LH1644	BL844	1,0	25,40	4 × 4	4,06	23,2	9,53	36,8	186,0	4,10
LH1646	BL846	1,0	25,40	4 × 6	4,06	23,2	9,53	44,1	186,0	5,10
LH1666	BL866	1,0	25,40	6 × 6	4,06	23,2	9,53	53,4	285,0	6,20
LH2023	BL1023	1,25	31,75	2 × 3	4,9	29,6	11,11	28,2	118,0	4,25
LH2034	BL1034	1,25	31,75	3 × 4	4,9	29,6	11,11	38,9	205,0	6,01

FB – Obciążenie zrywające • Breaking Load

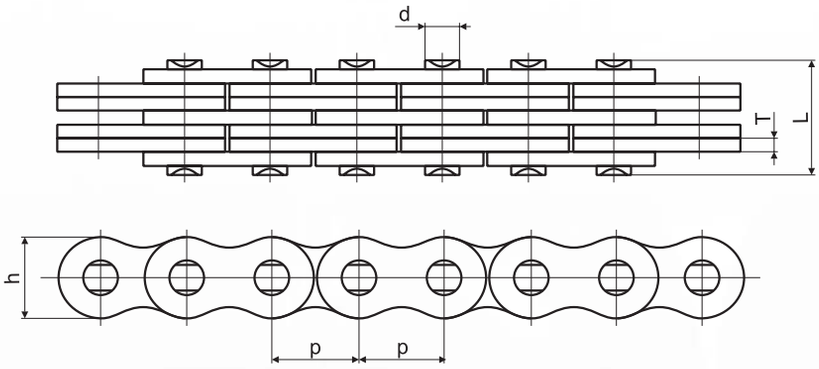

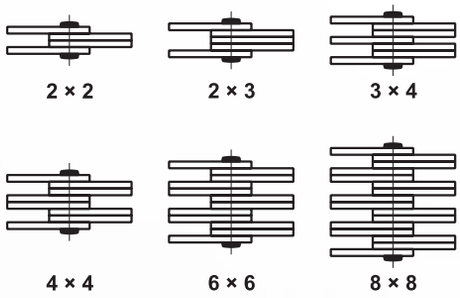

Łańcuch Chain	Podziałka Pitch	Kombinacja płytek Lacing	Wysokość płytki Plate depth	Grubość płytki Plate thickn.	Średnica sworznia Pin diameter	Długość sworznia Pin length	Obciąż. zryw. Breaking load min.
	p mm		h mm	s mm	d mm	L mm	F_B kN
AL322	9,525	2 × 2	7,7	1,30	3,58	6,80	9,00
AL422	12,70	2 × 2	10,4	1,50	3,96	7,90	14,10
AL444		4 × 4				14,40	28,20
AL466		6 × 6				20,50	42,30
AL522	15,875	2 × 2	12,8	2,03	5,08	10,30	22,00
AL534		3 × 4				17,00	33,00
AL544		4 × 4				18,90	44,00
AL566		6 × 6				26,90	66,00
AL622	19,05	2 × 2	15,6	2,42	5,94	12,40	37,00
AL644		4 × 4				22,70	64,00
AL666		6 × 6				32,40	101,00
AL822	25,40	2 × 2	20,5	3,25	7,92	16,00	56,70
AL844		4 × 4				29,40	113,40
AL866		6 × 6				42,50	170,00
AL1022	31,75	2 × 2	25,6	4,00	9,53	19,60	88,50
AL1044		4 × 4				35,90	177,00
AL1066		6 × 6				52,30	265,00
AL1222	38,10	2 × 2	30,5	4,80	11,10	24,30	127,00
AL1244		4 × 4				43,80	254,00
AL1266		6 × 6				63,00	381,00
AL1444	44,45	4 × 4	36,4	5,60	12,64	51,30	372,70
AL1466		6 × 6				74,56	559,00
AL1644	50,80	4 × 4	41,6	6,40	14,21	58,06	471,00
AL1666		6 × 6				84,46	706,00
FL644	5,94	4 × 6	4,7	0,60	1,85	6,60	6,50
FL666		6 × 6				9,30	9,75
FL688		8 × 8				12,00	13,00
FL844	8,00	4 × 4	6,9	0,73	2,31	7,90	10,00
FL944	9,525	4 × 4	8,7	1,00	3,28	10,40	21,00
FL966		6 × 6				14,90	31,00
F122	12,70	2 × 2	8,2	1,00	3,58	7,00	11,43
F1223		2 × 3	10,2	2,03	4,45	12,80	20,00
F1244		4 × 4		1,70		16,70	44,00

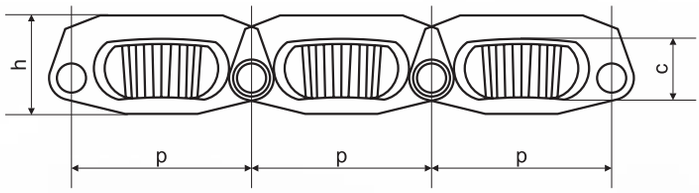

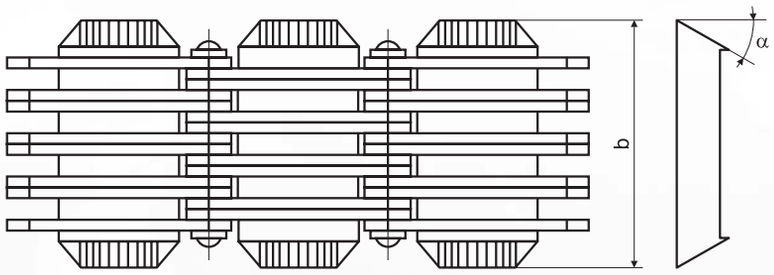

Łańcuch Chain	Podziałka Pitch p	b	c	h
L-2	25,40	37,6	8,0	13,4
L-3	29,00	44,6	9,6	16,0
L-4	36,20	59,0	12,8	20,6
L-5	36,20	70,6	12,8	20,6
Łańcuchy lamelowe import / Imported Chains				
A-0	18,75	24,0	—	9,5
A-1/A-2	25,00	37,8	—	13,5
A-3	28,60	44,2	—	16,0
A4	36,00	58,5	—	20,5
A5	36,00	70,0	—	20,5

ŁAŃCUCHY LAMELOWO-ROLKOWE WG NORMY: PN-M/84051
LAMELL-ROLLER CHAINS

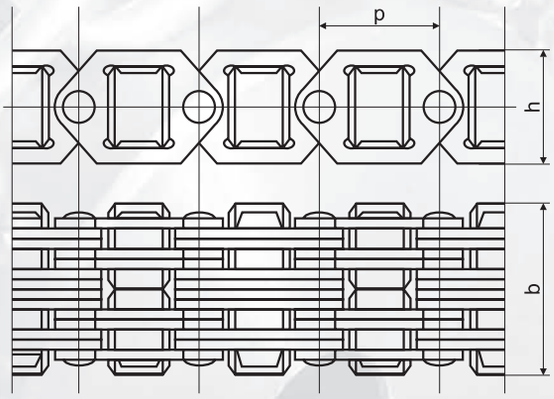

Łańcuch Chain	Podziałka Pitch p	b	h
E-2/R-12	12,00	16,0	13,0
E-3/R-14	14,00	19,0	15,0
ŁR-3	12,80	23,6	17,0

typ B

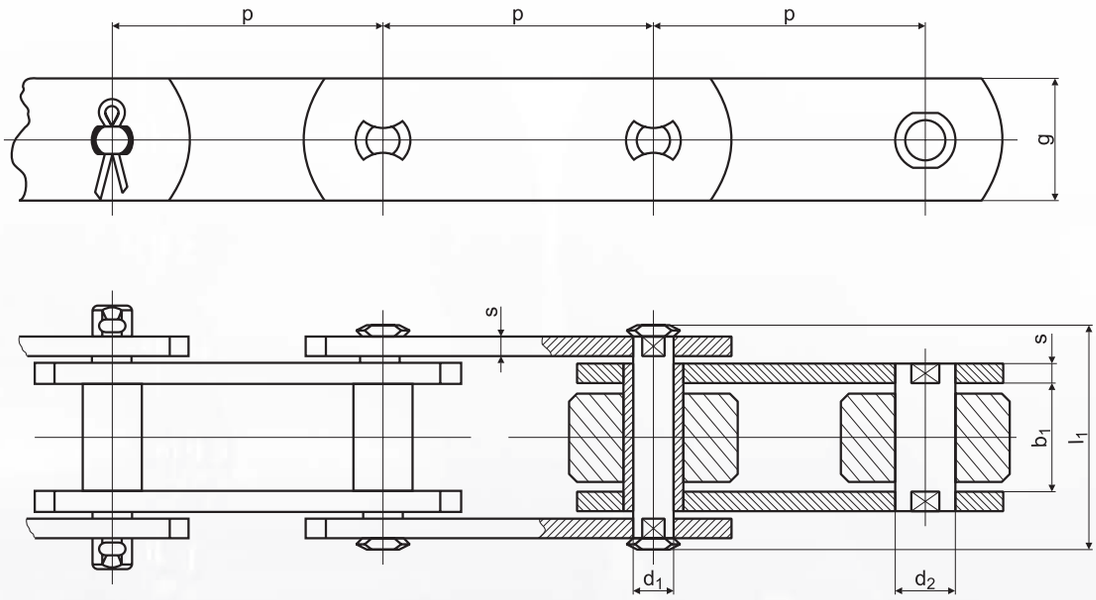

TYP ROLKI / ROLLERS

typ S

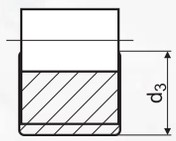

typ P

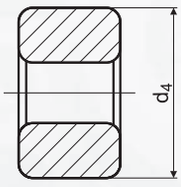

typ F

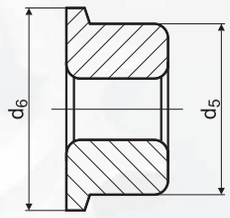

Łańcuch Chain	Podziałka / Pitch p							b_1 min	d_1 max	d_2	d_3 S	d_4 P	d_5 F	g	s	l_1	F_B min
	mm							mm	mm	mm	mm	mm	mm	mm	mm	mm	kN
M20	40	50	63	80	100	125	160	16	6,0	9,0	12,5	25	30	18	2,5	35	20
M28	50	63	80	100	125	160	200	18	7,0	10,0	15,0	30	36	20	3,0	40	28
M40	63	80	100	125	160	200	250	20	8,5	12,5	18,0	36	42	25	3,5	45	40
M56	63	80	100	125	160	200	250	24	10,0	15,0	21,0	42	50	30	4,0	52	56
M80	80	100	125	160	200	250	315	28	12,0	18,0	25,0	50	60	35	5,0	62	80
M112	80	100	125	160	200	250	315	32	15,0	21,0	30,0	60	70	40	6,0	73	112
M160	100	125	160	200	250	315	400	37	18,0	25,0	36,0	70	85	50	7,0	85	160
M224	125	160	200	250	315	400	500	43	21,0	30,0	42,0	85	100	60	8,0	98	224
M315	160	200	250	315	400	500	630	48	25,0	36,0	50,0	100	120	70	10,0	112	315
M450	—	200	250	315	400	500	630	56	30,0	42,0	60,0	120	140	80	12,0	135	450
M630	—	200	250	315	400	500	630	66	36,0	50,0	70,0	140	170	100	14,0	147	630

FB – Obciążenie zrywające • Breaking Load

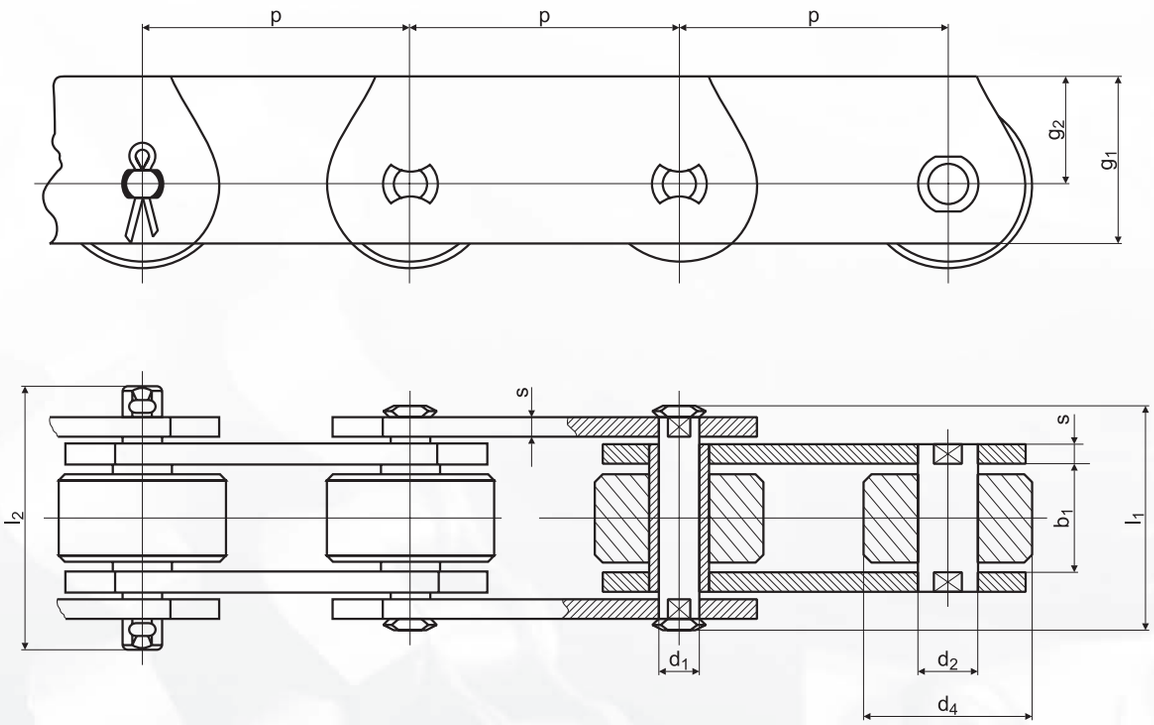

Łańcuch Chain	Podziałka / Pitch p mm							b_1 mm min	d_1 mm max	d_2 mm	d_4 mm	g_1 mm	g_2 mm	s mm	l_1 mm	l_2 mm	F_B kN min
MT20	40	50	63	80	100	125	160	16	6,0	9,0	25	25	16,0	2,5	35	49	20
MT28	50	63	80	100	125	160	200	18	7,0	10,0	30	30	20,0	3,0	40	56	28
MT40	63	80	100	125	160	200	250	20	8,5	12,5	36	35	22,5	3,5	45	63	40
MT56	63	80	100	125	160	200	250	24	10,0	15,0	42	45	30,0	4,0	52	72	56
MT80	80	100	125	160	200	250	315	28	12,0	18,0	50	50	32,5	5,0	62	86	80
MT112	80	100	125	160	200	250	315	32	15,0	21,0	60	60	40,0	6,0	73	101	112
MT160	100	125	160	200	250	315	—	37	18,0	25,0	70	70	45,0	7,0	85	117	160
MT224	125	160	200	250	315	400	—	43	21,0	30,0	85	90	60,0	8,0	98	134	224
MT315	160	200	250	315	400	—	—	48	25,0	36,0	100	100	65,0	10,0	112	154	315
MT450	—	200	250	315	400	500	630	56	30,0	42,0	120	120	80,0	12,0	135	185	450
MT630	—	200	250	315	400	500	630	66	36,0	50,0	140	140	90,0	14,0	147	200	630

FB – Obciążenie zrywające • Breaking Load

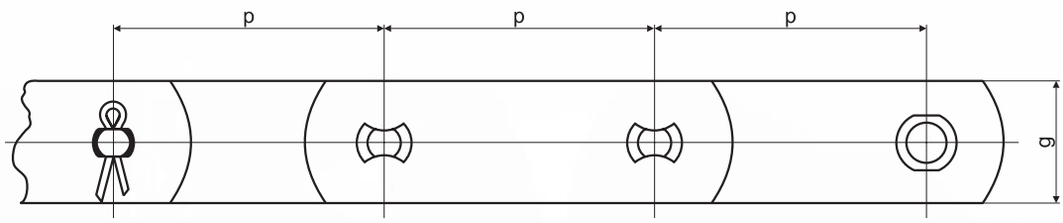

typ B

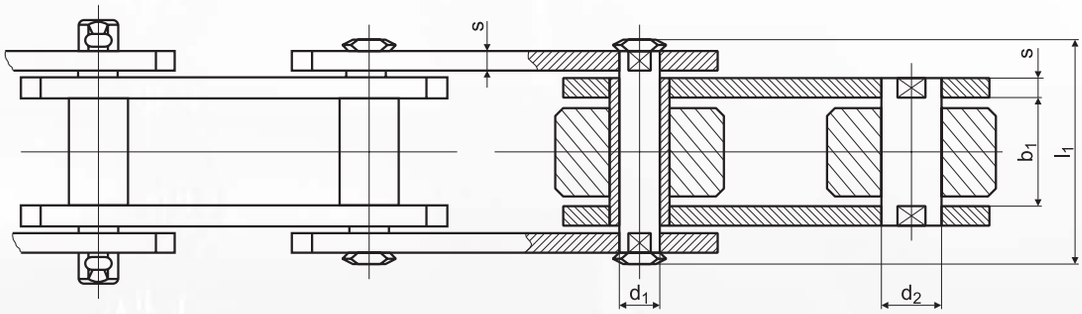

TYP ROLKI / ROLLERS

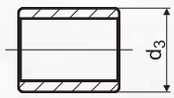

typ S

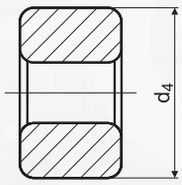

typ P

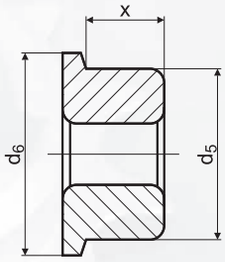

typ F

Łańcuch Chain	Podziałka / Pitch p mm								b_1 mm min.	d_1 mm max.	d_2 mm B	d_3 mm S	d_4 mm P	d_5 mm F	d_6 mm F	x mm	l_1 mm	g mm	s mm	F_B kN min.
FV40	40	50	63	80	100	125	160	—	18	10	15	20	32	40	48	12,5	37	26	3	40
FV63	50	63	80	100	125	160	200	—	22	12	18	26	40	50	60	15,5	46	30	4	63
FV90	50	63	80	100	125	160	200	250	25	14	20	30	48	63	73	18,5	53	35	5	90
FV112	80	100	125	160	200	250	315	—	30	16	22	32	55	72	87	22,0	63	40	6	112
FV140	80	100	125	160	200	250	315	400	35	18	26	36	60	80	95	26,0	68	45	6	140
FV180	—	100	125	160	200	250	315	400	45	20	30	42	70	100	120	35,0	86	50	8	180
FV250	—	—	125	160	200	250	315	400	55	26	36	50	80	125	145	42,0	98	60	8	250
FV315	—	—	125	160	200	250	315	400	65	30	42	60	90	140	170	50,0	117	70	10	315
FV400	—	—	—	160	200	250	315	400	70	32	44	60	100	150	185	54,0	131	70	12	400
FV500	—	—	160	200	250	315	400	500	80	36	50	70	110	160	195	60,0	141	80	12	500
FV630	—	—	—	200	250	315	400	500	90	42	56	80	120	170	210	66,0	153	100	12	630

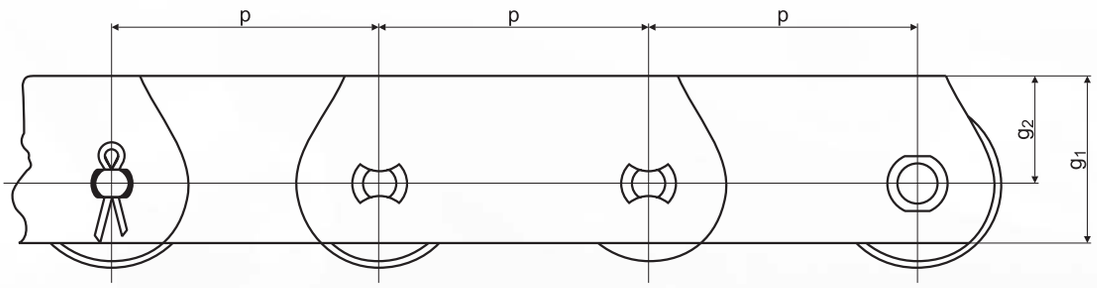

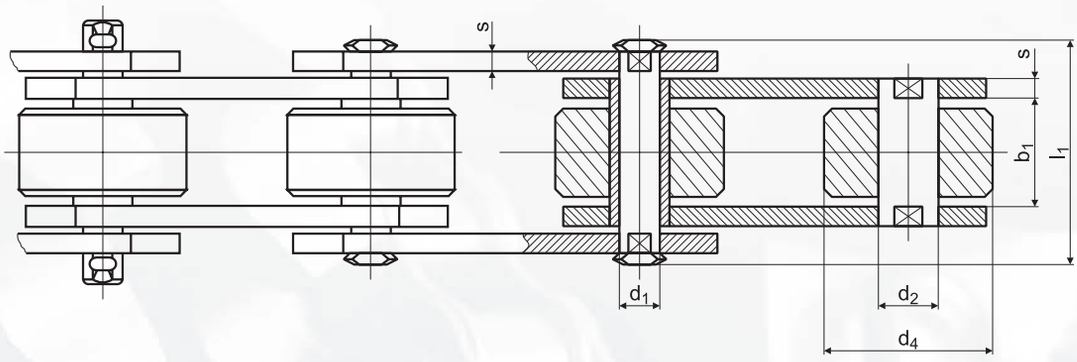

Łańcuch Chain	Podziałka / Pitch p mm								b mm min.	d_1 mm max.	d_2 mm	d_4 mm	g_1 mm	g_2 mm	s mm	l_1 mm	F_B kN min.
FVT40	40	50	63	80	100	125	160	—	18	10	15	32	35	22,0	3	37	40
FVT63	50	63	80	100	125	160	200	—	22	12	18	40	40	25,0	4	46	63
FVT90	50	63	80	100	125	160	200	250	25	14	20	48	45	27,5	5	53	90
FVT112	80	100	125	160	200	250	315	—	30	16	22	55	50	30,0	6	63	112
FVT140	80	100	125	160	200	250	315	400	35	18	26	60	60	37,5	6	68	140
FVT180	—	100	125	160	200	250	315	400	45	20	30	70	70	45,0	8	86	180
FVT250	—	—	125	160	200	250	315	400	55	26	36	80	80	50,0	8	98	250
FVT315	—	—	125	160	200	250	315	400	65	30	42	90	90	55,0	10	117	315
FVT400	—	—	—	160	200	250	315	400	70	32	44	100	90	55,0	12	131	400
FVT500	—	—	160	200	250	315	400	500	80	36	50	110	100	60,0	12	141	500
FVT630	—	—	—	200	250	315	400	500	90	42	56	120	120	70,0	12	153	630

FB – Obciążenie zrywające • Breaking Load

MC

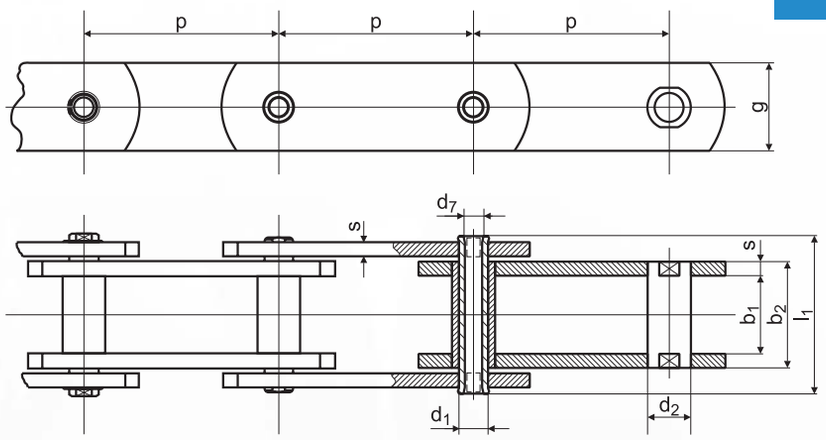

typ B

TYP ROLKI / ROLLERS

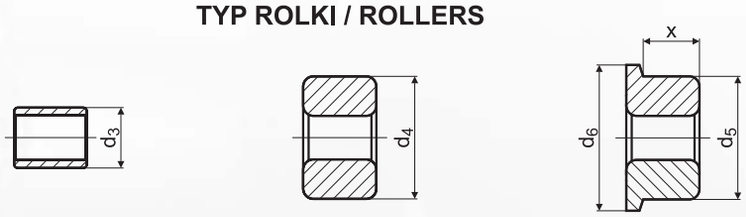

typ S | typ P | typ F

Łańcuch Chain	p mm							b_1 mm min	b_2 mm max	d_1 mm	d_2 mm B	d_3 mm S	d_4 mm P	d_5 mm F	d_7 mm	x mm	l_1 mm max	g mm	s mm	F_B kN min.
MC28	50	63	80	100	125	160	200	20	28	13,0	17,5	25,0	36	42	8,2	14,0	42	25	3,5	28
MC56	63	80	100	125	160	200	250	24	33	15,5	21,0	30,0	50	60	10,2	17,5	48	35	4,0	56
MC112	80	100	125	160	200	250	315	32	45	22,0	29,0	42,0	70	85	14,3	23,0	67	50	6,0	112
MC224	125	160	200	250	315	400	500	43	60	31,0	41,0	60,0	100	120	20,3	31,0	90	70	8,0	224

MCT

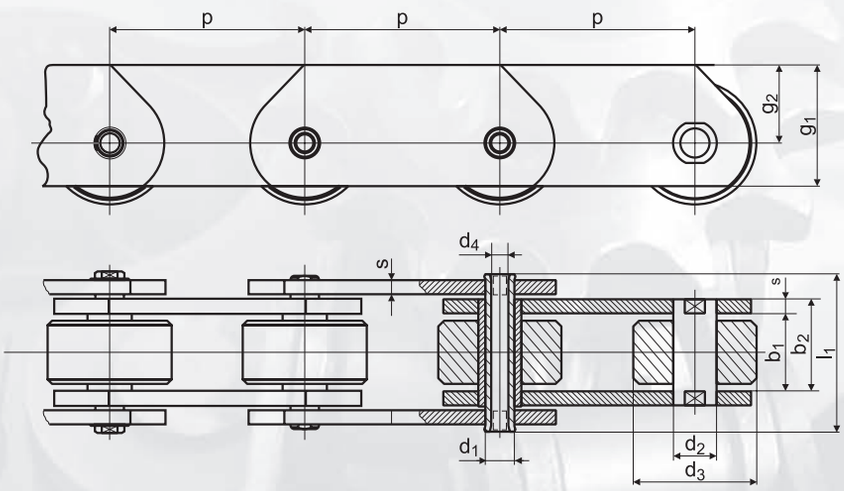

Łańcuch Chain	p mm							b_1 mm min	b_2 mm max	d_1 mm	d_2 mm	d_3 mm	d_4 mm	g_1 mm	g_2 mm	s mm	l_1 mm max	F_B kN min.
MCT28	50	63	80	100	125	160	200	20	28	13,0	17,5	36	8,2	35	22,5	3,5	42	28
MCT56	63	80	100	125	160	200	250	24	33	15,5	21,0	50	10,2	50	32,5	4,0	48	56
MCT112	80	100	125	160	200	250	315	32	45	22,0	29,0	70	14,3	70	45,0	6,0	67	112
MCT224	125	160	200	250	315	400	500	43	60	31,0	41,0	100	20,3	100	65,0	8,0	90	224

FVC

typ B

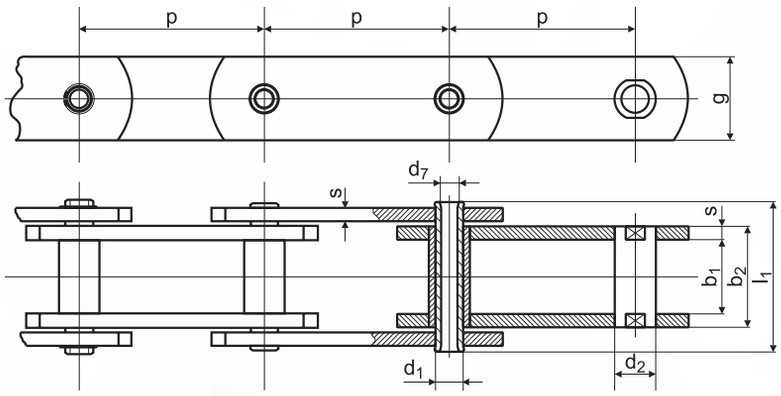

TYP ROLKI / ROLLERS

typ S

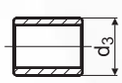

typ P

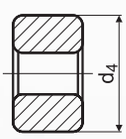

typ F

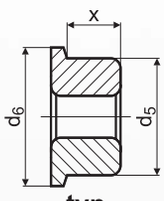

FVCT

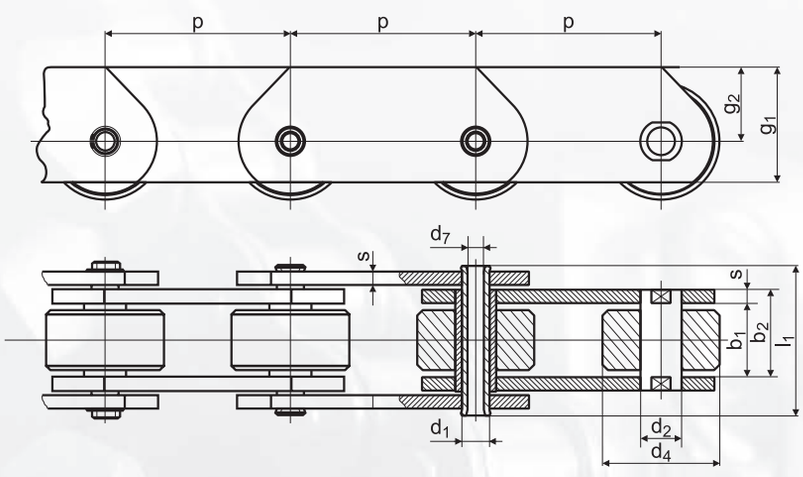

Łańcuch Chain	Podziałka / Pitch								Wymiary szczegółowe / Dimension																
	p mm								b_1 mm min	b_2 mm max	d_1 mm	d_2 mm B	d_3 mm S	d_4 mm P	d_5 mm F	d_6 mm F	d_7 mm	x mm	l_1 mm max	g mm	g_1 mm	g_2 mm	s mm	F_B kN min.
FVC63	50	63	80	100	125	160	200	—	22	30,5	12	18	26	40	50	60	8,2	15,5	46	30	—	—	4	46
FVC90	50	63	80	100	125	160	200	250	25	35,5	14	20	30	48	63	73	10,2	18,5	53	35	—	—	5	55
FVC112	80	100	125	160	200	250	315	—	30	42,5	16	22	32	55	72	87	11,2	22,0	63	40	—	—	6	78
FVC140	80	100	125	160	200	250	315	400	35	47,5	18	26	36	60	80	95	12,2	26,0	68	45	—	—	6	105
FVC180	—	100	125	160	200	250	315	400	45	61,5	20	30	42	70	100	120	14,3	35,0	86	50	—	—	8	118
FVC250	—	—	125	160	200	250	315	400	55	72,0	26	36	50	80	125	145	18,3	42,0	98	60	—	—	8	206
FVC315	—	—	125	160	200	250	315	400	65	86,0	30	42	60	90	140	170	20,3	50,0	117	70	—	—	10	290
FVCT63	50	63	80	100	125	160	200	—	22	30,5	12	18	—	40	—	—	8,2	—	46	—	40	25,0	4	46
FVCT90	50	63	80	100	125	160	200	250	25	35,5	14	20	—	48	—	—	10,2	—	53	—	45	27,5	5	55
FVCT112	80	100	125	160	200	250	315	—	30	42,5	16	22	—	55	—	—	11,2	—	63	—	50	30,0	6	78
FVCT140	80	100	125	160	200	250	315	400	35	47,5	18	26	—	60	—	—	12,2	—	68	—	60	37,5	6	105
FVCT180	—	100	125	160	200	250	315	400	45	61,5	20	30	—	70	—	—	14,3	—	86	—	70	45,0	8	118
FVCT250	—	—	125	160	200	250	315	400	55	72,0	26	36	—	80	—	—	18,3	—	98	—	80	50,0	8	206
FVCT315	—	—	125	160	200	250	315	400	65	86,0	30	42	—	90	—	—	20,3	—	117	—	90	55,0	10	290

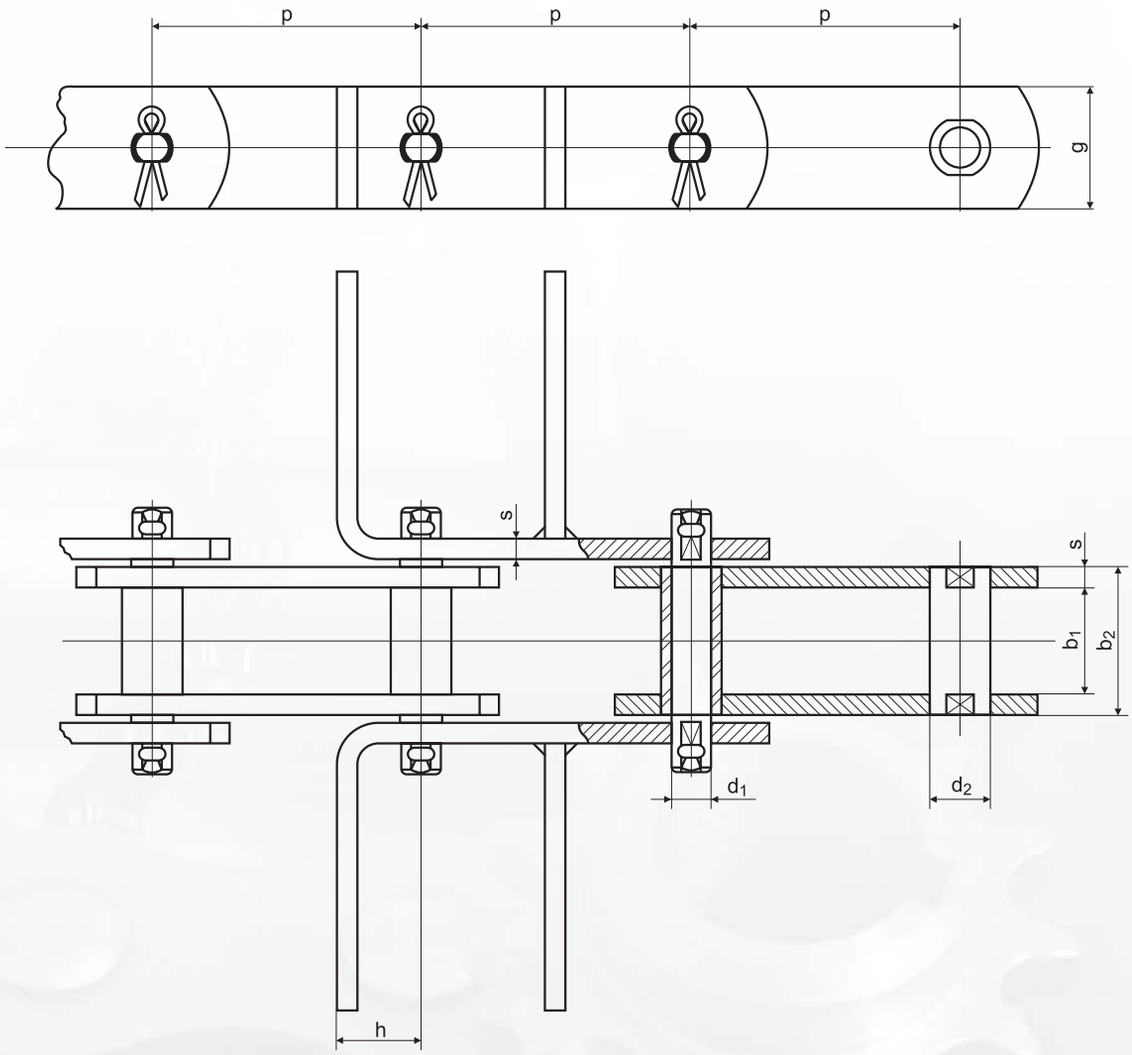

Łańcuch Chain	Podziałka / Pitch p mm								b_1 mm min	b_2 mm max	d_1 mm max	d_2 mm	g mm	h mm	s mm	F_B kN min
MRC 56	63	80	100	125	160	200	250	—	24	33	10,0	15	30	20	4,0	56
MRC 80	80	100	125	160	200	250	315	—	28	39	12,0	18	35	25	5,0	80
MRC 112	80	100	125	160	200	250	315	—	32	45	15,0	21	40	35	6,0	112
MRC 160	100	125	160	200	250	315	—	—	37	52	18,0	25	50	40	7,0	160
MRC 224	125	160	200	250	315	400	—	—	43	60	21,0	30	60	44	8,0	224
MRC 315	160	200	250	315	400	—	—	—	48	70	25,0	36	70	50	10,0	315
FVR 40	50	63	80	100	125	160	—	—	18	24,5	10	15	26	20	3	40
FVR 63	50	63	80	100	125	160	—	—	22	30,5	12	18	30	25	4	63
FVR 90	50	63	80	100	125	160	200	250	25	35,5	14	20	35	30	5	90
FVR 112	80	100	125	160	200	250	315	—	30	42,5	16	22	40	35	6	112
FVR 140	80	100	125	160	200	250	315	400	35	47,5	18	26	45	45	6	140
FVR 180	—	100	125	160	200	250	315	400	45	61,5	20	30	50	50	8	180
FVR 250	—	—	125	160	200	250	315	400	55	72	26	36	60	55	8	250
FVR 315	—	—	—	160	200	250	315	400	65	86	30	42	70	60	10	315
FVR 400	—	—	—	160	200	250	315	400	70	96	32	44	70	65	12	400

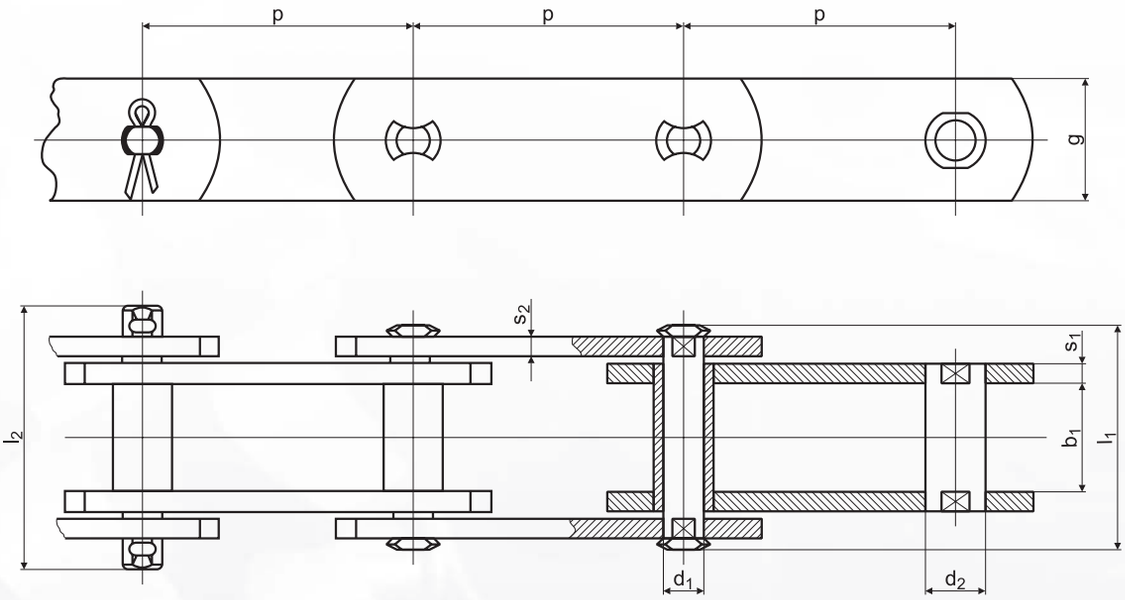

Łańcuch Chain	Podziałka / Pitch p mm				b_1 mm min	d_1 mm	d_2 mm	l_1 mm	l_2 mm	g mm	s_1 mm	s_2 mm	F_B kN min.
A 3,5	50	63	80	100	18	10	15	42	51	25	4	4	35
A 5,5	50	63	80	100	22	12	18	48	57	30	5	4	55
A 8,5	63	80	100	150	25	14	20	55	64	35	6	5	85
A 12,5	100	150	200	—	35	18	26	72	84	40	8	6	125
A 18	100	150	200	250	45	20	30	82	96	50	8	6	180
A 24	150	200	250	—	55	26	36	102	118	60	10	8	240
A 30	150	200	250	—	65	30	42	112	128	70	10	8	300

Łańcuch Chain	Podziałka / Pitch p mm				b_1 mm min	d_1 mm	d_2 mm	l_1 mm	l_2 mm	g mm	s_1 mm	s_2 mm	F_B kN min.
A 3,5 heavy	50	63	80	100	18	10	15	46	57	25	4	6	35
A 5,5 heavy	50	63	80	100	22	12	18	52	61	30	5	6	55
A 8,5 heavy	63	80	100	150	25	14	20	61	70	35	6	8	85
A 12,5 heavy	100	150	200	—	35	18	26	76	88	40	8	8	125
A 18 heavy	100	150	200	250	45	20	30	94	106	50	8	10	180
A 24 heavy	150	200	250	—	55	26	36	110	126	60	10	12	240
A 30 heavy	150	200	250	—	65	30	42	120	136	70	10	12	300

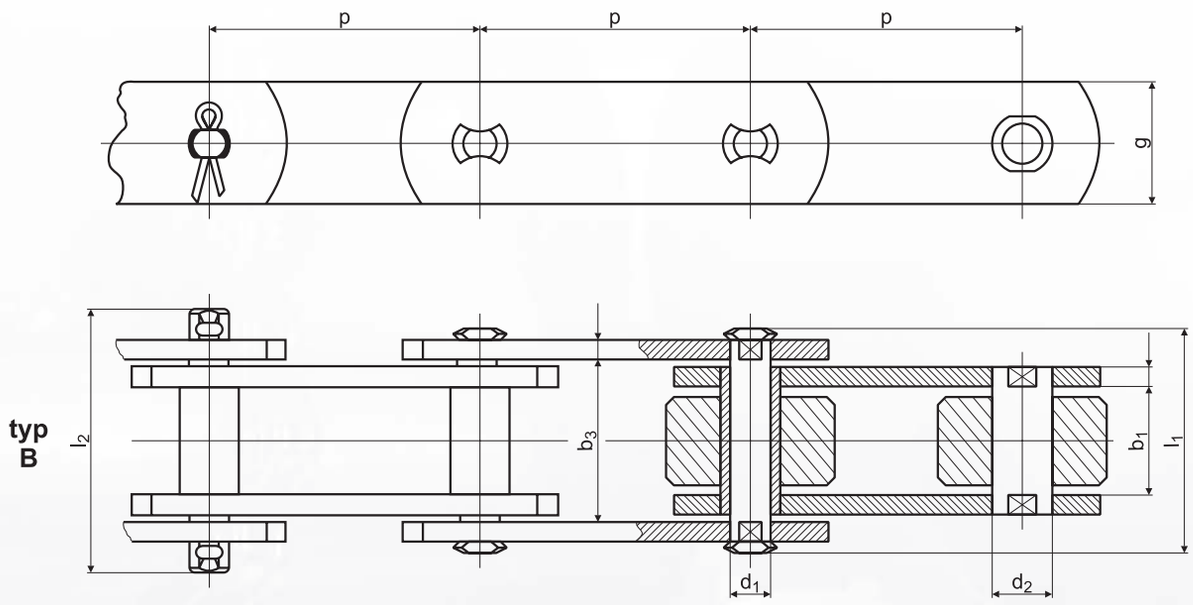

TYP ROLKI / ROLLERS

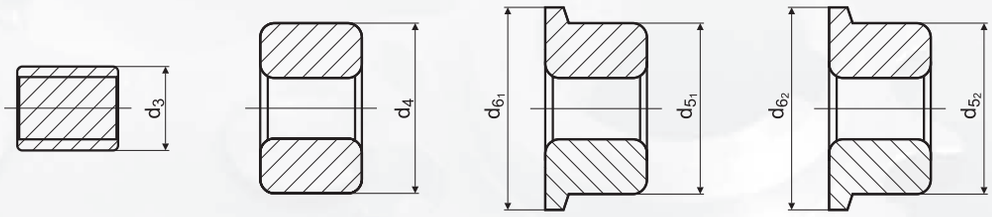

STANDARDOWE PODZIAŁKI / STANDARD PITCH:

50,8 – 63,5 – 76,2 – 88,9 – 101,6 – 114,3 – 127,0 – 152,4 – 177,8 – 203,2 – 228,6 – 304,8 – 381,0 – 457,2 – 609,6

Łańcuch Chain	Podziałka Pitch p mm	b_1 mm min	b_3 mm min	d_1 mm	d_2 mm B	d_3 mm S	d_4 mm P	d_{5_1} mm F	d_{6_1} mm F	d_{5_2} mm F	d_{6_2} mm F	l_1 mm	l_2 mm	g mm	s_1 mm	s_2 mm	f mm^2	F_B kN min.
RV-BS 33	50,8–152,4	15,0	25,4	14,0	18,0	—	31,8	31,8	41,3	—	—	38	44	25,4	4	4	325	33
RV-BS 67	50,8–228,6	19,0	32,5	19,0	23,6	—	47,6	47,6	60,3	—	—	46	51	38,1	5	4	551	67
RV-BS 134	88,9–304,8	25,4	43,0	26,9	33,2	—	66,7	66,7	85,7	—	—	60	65	51,0	7	5	1059	134
RV-BS 200	127,0–457,2	38,1	59,0	31,8	38,1	50	88,9	88,9	114,3	127	152,4	82	90	61	9	8	1781	200
RV-BS 267	152,4–457,2	38,1	59,0	23,0	38,1	50	88,9	88,9	114,3	127	152,4	82	90	61	9	8	1290	267
RV-BS 400	152,4–609,6	38,1	66,3	29,4	38,1	50	88,9	88,9	114,3	127	152,4	82	90	63,5	13	10	1884	400

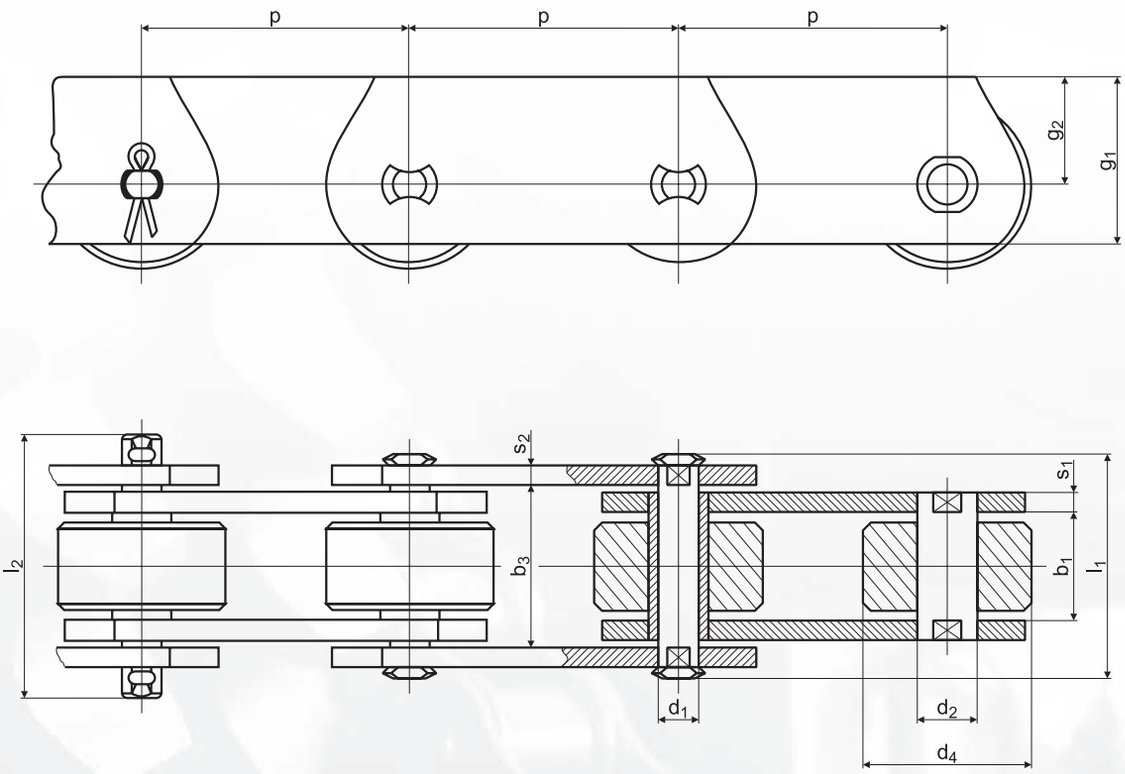

STANDARDOWE PODZIAŁKI / STANDARD PITCH:

50,8 – 63,5 – 76,2 – 88,9 – 101,6 – 114,3 – 127,0 – 152,4 – 177,8 – 203,2 – 228,6 – 304,8

Łańcuch Chain	Podziałka Pitch p mm	b_1 mm min	b_3 mm min	d_1 mm	d_2 mm B	d_4 mm P	l_1 mm	l_2 mm	g_1 mm	g_1 mm	s_1 mm	s_2 mm	f mm^2	F_B kN min.
RV-BST 33	50,8–152,4	15,0	25,4	14,0	18,0	31,8	38	44	38,7	26	4	4	325	33
RV-BST 67	50,8–228,6	19,0	32,5	19,0	23,6	47,6	46	51	51,1	32	5	4	551	67
RV-BST 134	88,9–304,8	25,4	43,0	26,9	33,2	66,7	60	65	70,5	45	7	5	1059	134

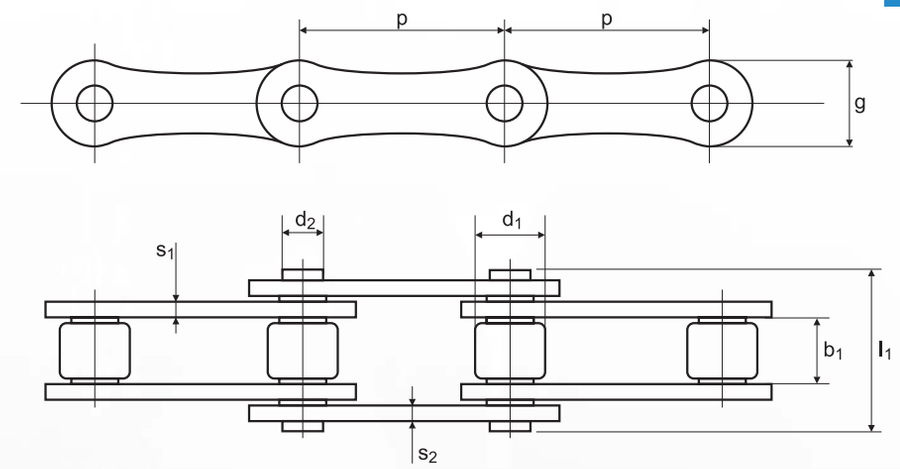

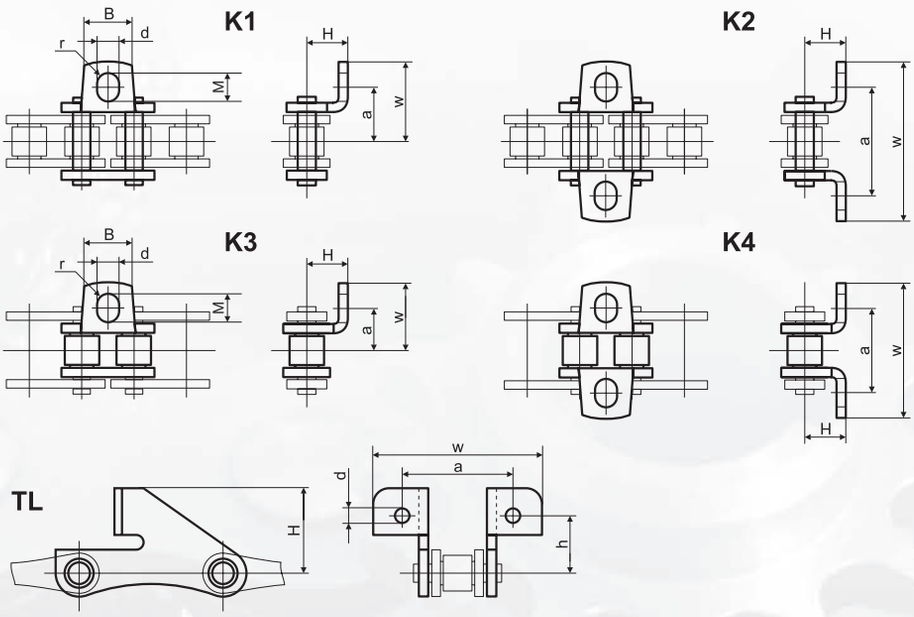

Łańcuch Chain	Podziałka / Pitch p mm	b_1 mm	d_1 mm	d_2 mm	l_1 mm	g mm	s_1 mm	s_2 mm	a mm	H mm	w mm	d mm	M mm	h mm	F_B kN min.
S 32	29,21	15,88	11,43	4,45	26,7	13,4	1,8	1,8	42,9	8,6	60,0	6,5	8,1	—	20
S 42	34,93	19,05	14,27	7,01	34,2	19,7	2,8	2,8	54,0	14,0	74,0	8,3	12,5	—	40
S 45	41,40	22,23	15,24	5,74	36,9	17,2	2,8	2,8	54,0	11,4	74,0	8,3	11,5	—	32
S 52	38,10	22,23	15,24	5,74	36,9	17,2	2,8	2,8	58,8	11,4	77,2	8,5	10,0	—	32
S 55	41,40	22,23	17,78	5,74	36,9	17,2	2,8	2,8	54,0	11,4	74,0	8,3	11,5	—	32
S 62	41,91	25,40	19,05	5,74	40,0	17,2	2,5	2,5	66,6	11,4	95,0	8,5	14,8	—	34
S 77	58,34	22,23	18,26	8,92	43,3	25,8	4,0	4,0	76,2	20,8	101,0	8,5	11,5	—	56
S 88	66,27	28,58	22,86	8,92	49,7	26,0	4,0	4,0	96,8	20,8	110,0	8,5	10,0	—	56
RV1-41.4	41,40	22,20	18,00	5,94	40,5	17,0	3,0	3,0	54,0	11,5	75,0	7,0	—	—	45
RV4-41.4	41,40	20,00	15,88	8,28	36,7	21,0	3,0	3,0	70,0	16,0	94,0	8,5	—	—	60
RV5-41.4	41,40	20,00	15,88	8,28	36,7	21,0	3,0	3,0	65,0	25,0	85,0	6,5	—	44,5	60
38.4V	38,40	18,00	15,88	6,92	35,0	17,3	3,0	3,0	—	—	—	—	—	—	40
16BX	25,40	12,70	15,88	8,28	32,5	21,0	4,0	3,5	—	—	—	—	—	—	60
CA550	41,40	19,81	16,87	7,19	35,0	19,3	2,8	2,8	—	—	—	—	—	—	40

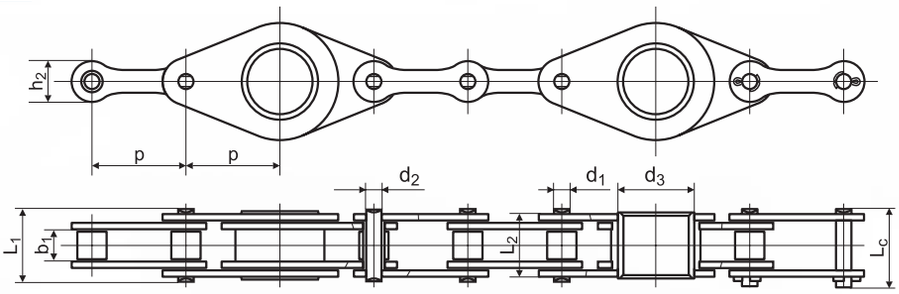

Łańcuch Chain	Podziałka / Pitch p mm	b_1 mm	d_1 mm	d_2 mm	d_3 mm	L_1 mm max	L_2 mm max	L_c mm max	h_2 mm max	F_B kN min.
CA650F3	50,80	19,05	19,05	9,53	35,3	40,4	37,8	44,7	25,0	90

ŁAŃCUCHY OGNIWOWE ZE STALI NIERDZEWNEJ K/O
STAINLESS STEEL LINK CHAINS

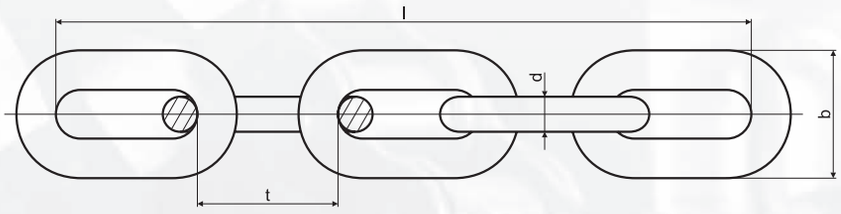

Wg DIN 766/PN-M/84540 Krótkie ogniwa / Short Link				Wg DIN 763/PN-M/84543 Długie ogniwa / Long Link			
d mm	t mm	b mm	Obciąż. użytk. Working Load	d mm	t mm	b mm	Obciąż. użytk. Working Load
2,0	12,0	8,0	—	1,5	20,0	6,0	—
3,0	16,0	11,0	100,0	2,0	22,0	8,0	—
4,0	16,0	14,0	150,0	2,5	24,0	10,0	—
5,0	18,5	17,0	250,0	3,0	26,0	12,0	100,0
6,0	18,5	20,0	350,0	4,0	32,0	16,0	120,0
7,0	22,0	23,0	450,0	5,0	36,0	20,0	160,0
8,0	24,0	26,0	630,0	6,0	42,0	24,0	200,0
9,0	27,0	31,0	800,0	7,0	48,0	28,0	320,0
10,0	28,0	34,0	1000,0	8,0	54,0	32,0	400,0
11,0	31,0	36,0	1120,0	10,0	65,0	40,0	630,0
12,0	32,0	40,0	1440,0	12,0	82,0	48,0	750,0
13,0	36,0	44,0	1600,0	13,0	82,0	50,0	1000,0
14,0	42,0	48,5	1950,0	14,0	80,0	52,0	1250,0
16,0	45,0	54,0	2500,0	16,0	80,0	57,0	6250,0
18,0	50,0	60,0	3150,0	18,0	90,0	65,0	9000,0
20,0	56,0	67,0	4000,0	—	—	—	—

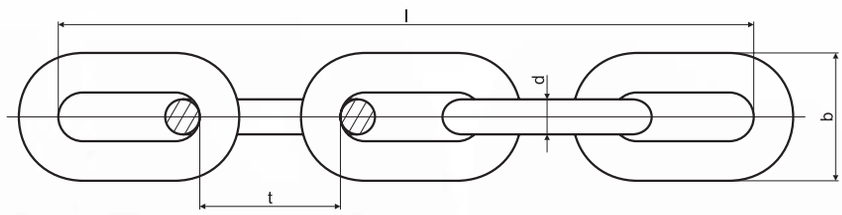

Grub. ogniwa d	Podział-ka t	Szer. ogniwa b	Rodzaj N / Grade 20			Rodzaj U / Grade 30			Klasa 5 / Grade 50			Masa kg/m	Norma	Norma zbliżona
			Obciąż. użyt-kowe kg	Siła próbna kN	Siła zrywa-jąca kN	Obciąż. użyt-kowe kg	Siła próbna kN	Siła zrywa-jąca kN	Obciąż. użyt-kowe kg	Siła próbna kN	Siła zrywa-jąca kN			
4	19	15	150	—	4,5	—	—	—	—	—	—	0,32	PN-75/O-84540	DIN 766
5	18,5	17	250	5,0	10,0	—	—	—	—	—	—	0,5	PN-75/O-84540	DIN 766
6	18,5	20	350	7,0	14,0	—	—	—	—	—	—	0,75	PN-75/O-84540	DIN 766
7	22	23	450	9,0	18,0	—	—	—	—	—	—	1,0	PN-75/O-84540	DIN 766
8	24	26	630	12,6	25,0	750	16	32	1250	25	50	1,35	PN-75/O-84540	DIN 766
9	27	31	800	16,0	32,0	800	20	40	1600	32	63	1,8	PN-75/O-84540	DIN 766
10	28	34	1000	20,0	40,0	1000	25	50	2000	40	80	2,25	PN-75/O-84540	DIN 766
10	30	36	1000	20,0	40,0	1000	25	50	2000	40	80	2,10	WT-001/97	DIN 766
11	31	36	1120	22,4	44,8	1120	32	64	2500	50	100	2,7	PN-75/O-84540	DIN 766
12	33	40	1440	28,8	57,6	1800	37,5	75	3000	60	120	3,3	WT-001/97	—
12	36	41,7	1440	28,8	57,6	1800	37,5	75	3000	60	120	3,0	WT-001/97	—
13	36	44	1600	32,0	64,0	1600	42,4	84,8	3300	66	132	3,8	PN-75/O-84540	DIN 766
14	42	48,5	1950	39,0	78,0	2500	50	100	3750	95	190	4,25	WT-001/97	DIN 766
14	49	50	1950	39,0	78,0	2500	50	100	3750	95	190	4,0	WT-001/97	—
14	50	48	1950	39,0	78,0	2500	50	100	3750	95	190	4,0	—	PN-89/G-46701
16	45	54	2500	50,0	100,0	3200	63	126	5000	100	200	5,8	PN-75/O-84540	DIN 766
16	48	56,8	2500	50,0	100,0	3200	63	126	5000	100	200	5,7	WT-001/97	—
18	50	60	3150	63,0	126,0	4000	80	160	6200	125	250	7,3	PN-75/O-84540	DIN 766
18	54	62	3150	63,0	126,0	4000	80	160	6200	125	250	7,0	WT-001/97	—
20	54	67	4000	80,0	160,0	5000	100	200	7500	150	300	9,0	PN-75/O-84540	DIN 766
20	60	72	4000	80,0	160,0	5000	100	200	7500	150	300	8,5	WT-001/97	—
22	56	73	4600	92,0	185,0	5600	112,5	225	8000	160	320	11,4	WT-001/97	—

ŁAŃCUCHY OGNIWOWE O OGNIWACH ŚREDNIEJ DŁUGOŚCI WG NORMY: PN-M/84541/DIN 764
MIDDLE LINK CHAINS DIN 764

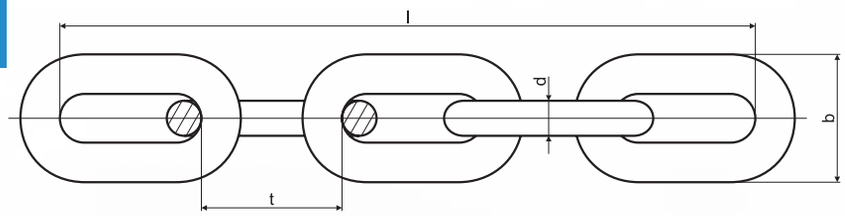

Grub. ogniwa d	Podział-ka t	Szer. ogniwa b	Rodzaj N / Grade 20			Rodzaj U / Grade 30			Klasa 5 / Grade 50			Masa kg/m	Norma	Norma zbliżona
			Obciąż. użytkowe kg	Siła próbna kN	Siła zrywająca kN	Obciąż. użytkowe kg	Siła próbna kN	Siła zrywająca kN	Obciąż. użytkowe kg	Siła próbna kN	Siła zrywająca kN			
10	35	34	1000	20	40	1250	25	50	2000	40	80	2,05	PN-75/M84541	DIN 764
10	40	35	1000	20	40	1250	25	50	2000	40	80	1,98	WT-002/97	—
12	42	43	1440	28,8	57,6	1800	37,5	75	3000	60	120	2,90	WT-002/97	—
13	45	44	1600	32	64	2120	42,4	85	3300	66	132	3,45	PN-75/M84541	DIN 764
13	52	46	1600	32	64	2120	42,4	85	3300	66	132	3,35	WT-002/97	—
16	56	54	2500	50	100	3200	63	126	5000	100	200	5,20	PN-75/M84541	DIN 764
16	64	57	2500	50	100	3200	63	126	5000	100	200	5,09	WT-002/97	—
18	63	60	3150	63	126	4000	80	160	6300	125	250	6,50	PN-75/M84541	DIN 764
18	64	60	3150	63	126	4000	80	160	6300	125	250	6,60	WT-002/97	—
19	64	63	3600	72	144	4500	90	180	7000	140	280	7,40	WT-002/97	—
20	70	67	4000	80	160	5000	100	200	7500	150	300	8,20	PN-75/M84541	DIN 764
22	86	73	4600	92	185	6500	130	260	9250	185	370	9,50	WT-002/97	—
24	86	80	5750	115	230	7500	150	300	10000	200	400	12,00	WT-002/97	—

ŁAŃCUCHY OGNIWOWE O OGNIWACH DŁUGICH WG NORMY: PN-M/84543/DIN 763
LONG LINK CHAINS DIN 763

Grub. ogniwa d	Podział-ka t	Szer. ogniwa b	Nieobrabiany cieplnie		Obrabiany cieplnie		Masa kg/m	Norma	Norma zbliżona
			Obciąż. użytkowe kg	Siła zrywająca kN	Obciąż. użytkowe kg	Siła zrywająca kN			
4	32	16	100	4,0	—	—	0,27	PN-75/M-84543	DIN 763
5	36	20	160	6,4	—	—	0,43	PN-75/M-84543	DIN 763
6	42	24	200	8,0	—	—	0,63	PN-75/M-84543	DIN 763
8	54	32	400	16,0	—	—	1,10	PN-75/M-84543	DIN 763
10	66	40	625	25,0	1000	50	1,75	PN-75/M-84543	DIN 763
12	82	48	750	30,0	1300	80	2,45	W.T. - 003/97	—
13	82	50	1000	40,0	1600	100	2,95	PN-75/M-84543	DIN 763
14	80	52	1250	50,0	3750	140	3,60	ZN-77/018-5027-131	—
16	80	57	1500	60,0	2500	180	4,70	W.T. - 003/97	DIN 762
18	90	65	—	—	6250	250	6,00	W.T. - 004/97	DIN 762
22	120	87	90,0	180,0	—	—	8,7	TP 203-59-77	—

SIMPLEX

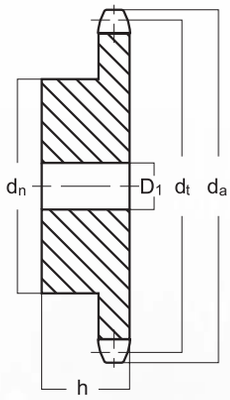

DUPLEX

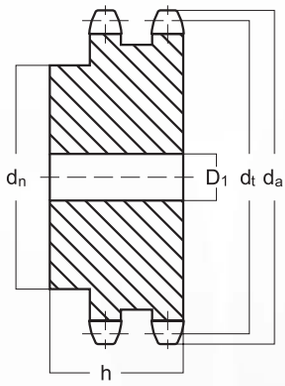

TRIPLEX

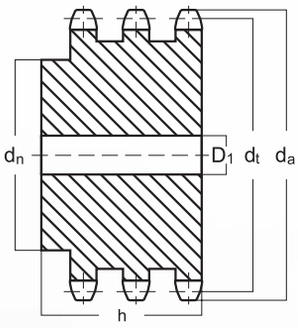

Koło łańcuchowe
Sprockets

06B-1, 2, 3

$^3/_8$" × $^7/_{32}$"
9,525 × 5,72 mm
Średn. rolki = 6,35 mm
Roller dia. = 6,35 mm
Szer. zęba = 5,2 mm
Tooth width = 5,2 mm
z = Ilość zębów
z = Tooth quantity

z	d_a (mm)	d_t (mm)	SIMPLEX			DUPLEX			TRIPLEX		
			d_n (mm)	D_1 (mm)	h (mm)	d_n (mm)	D_1 (mm)	h (mm)	d_n (mm)	D_1 (mm)	h (mm)
8	28,6	24,89	15	8	20	15	8	25	15	8	32
9	31,5	27,85	18	8	20	18	8	20	18	8	32
10	34,5	30,82	20	8	20	20	8	25	20	10	32
11	37,5	33,80	22	8	25	22	10	30	22	12	35
12	40,5	38,80	25	8	25	25	10	30	25	12	35
13	43,5	39,80	25	8	25	25	10	30	25	12	35
14	46,5	42,80	31	8	25	31	10	30	31	12	35
15	49,5	45,81	34	8	25	34	10	30	34	12	35
16	52,5	48,82	37	10	28	37	12	30	37	12	35
17	55,5	51,83	40	10	28	40	12	30	40	12	35
18	58,6	54,85	43	10	28	43	12	30	43	12	35
19	61,6	57,87	45	10	28	46	12	30	46	12	35
20	64,6	60,88	46	10	28	49	12	30	49	12	35
21	67,6	63,91	48	12	28	52	16	30	52	16	40
22	70,6	66,93	50	12	28	55	16	30	55	16	40
23	73,7	69,95	852	12	28	58	16	30	58	16	40
24	76,7	72,87	54	12	28	61	16	30	61	16	40
25	79,7	76,00	57	12	28	64	16	30	64	16	40
26	82,7	79,02	60	12	28	67	16	30	67	16	40
27	85,7	82,04	60	12	28	70	16	30	70	16	40
28	88,8	85,07	60	12	28	73	16	30	73	16	40
29	91,8	88,09	60	12	28	76	16	30	76	16	40
30	94,8	91,12	60	12	28	76	16	30	79	16	40
31	97,9	94,15	65	14	30	80	16	30	80	16	40
32	100,9	97,17	65	14	30	80	16	30	80	16	40
33	103,9	100,20	65	14	30	80	16	30	80	16	40
34	106,9	103,23	65	14	30	80	16	30	85	16	40
35	110,0	106,26	65	14	30	80	16	30	85	16	40
36	113,0	109,29	70	16	30	90	16	30	90	16	40
37	116,0	112,32	70	16	30	90	16	30	90	16	40
38	119,0	115,34	70	16	30	90	16	30	90	16	40
39	122,1	118,37	70	16	30	90	16	30	90	16	40
40	125,1	121,40	70	16	30	90	16	30	90	16	40
45	140,7	136,55	70	16	32	90	16	40	90	16	50
57	177,0	172,91	70	16	32	90	16	40	90	16	50
76	234,0	230,49	70	16	32	90	16	40	100	23	50

SIMPLEX

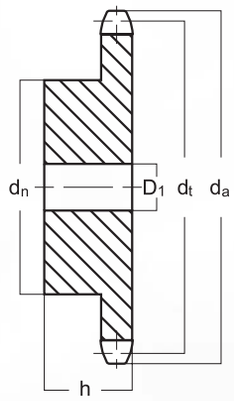

DUPLEX

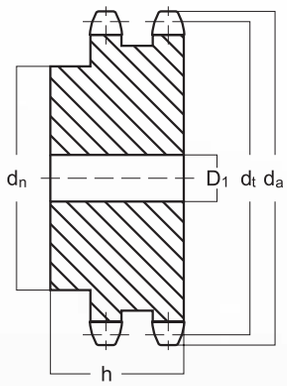

TRIPLEX

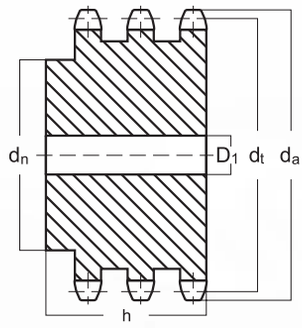

Koło łańcuchowe
Sprockets

08B-1, 2, 3

$^1/_2$" × $^5/_{16}$"
12,7 × 7,75 mm
Średn. rolki = 8,51 mm
Roller dia. = 8,51 mm
Szer. zęba = 7,1 mm
Tooth width = 7,1 mm
z = Ilość zębów
z = Tooth quantity

z	d_a (mm)	d_t (mm)	SIMPLEX			DUPLEX			TRIPLEX		
			d_n (mm)	D_1 (mm)	h (mm)	d_n (mm)	D_1 (mm)	h (mm)	d_n (mm)	D_1 (mm)	h (mm)
8	38,0	33,18	20	10	25	20	10	32	20	10	46
9	42,0	37,13	24	10	25	24	10	32	24	12	46
10	45,9	41,10	26	10	25	28	10	32	28	12	46
11	49,9	45,07	29	10	25	32	12	35	32	16	50
12	53,9	48,07	33	10	28	35	12	35	35	16	50
13	57,8	53,06	37	10	28	38	12	35	38	16	50
14	61,8	57,07	41	10	28	42	12	35	42	16	50
15	65,9	61,09	45	10	28	46	12	35	46	16	50
16	69,9	65,10	50	12	28	50	16	38	50	16	50
17	74,0	68,11	52	12	28	54	16	38	54	16	50
18	79,0	73,14	56	12	28	58	16	38	58	16	50
19	82,0	77,16	60	12	28	62	16	38	62	16	50
20	86,0	81,18	64	12	28	66	16	38	66	16	50
21	90,1	85,21	68	14	28	70	16	40	70	16	55
22	94,1	89,24	70	14	28	70	16	40	70	16	55
23	98,1	93,27	70	14	28	70	16	40	70	16	55
24	102,1	97,30	70	14	28	75	16	40	75	16	55
25	106,2	101,33	70	14	28	80	16	40	80	16	55
26	110,2	105,36	70	16	30	85	16	40	85	20	55
27	114,2	109,40	70	16	30	85	16	40	85	20	55
28	118,3	113,43	70	16	30	90	16	40	90	20	55
29	122,3	117,46	80	16	30	95	16	40	95	20	55
30	126,3	121,50	80	16	30	100	16	40	100	20	55
31	130,4	125,53	90	16	30	100	20	40	110	20	55
32	134,4	129,57	90	16	30	100	20	40	110	20	55
33	138,4	133,61	90	16	30	100	20	40	110	20	55
34	142,5	137,64	90	16	30	100	20	40	110	20	55
35	146,5	141,68	90	16	30	100	20	40	110	20	55
36	150,6	145,72	90	16	35	100	20	40	120	25	55
37	154,6	149,75	90	16	35	100	20	40	120	25	55
38	158,6	153,79	90	16	35	100	20	40	120	25	55
39	162,7	157,83	90	16	35	100	20	40	120	25	55
40	166,7	161,86	90	16	35	100	20	40	120	25	55
45	188,0	182,07	90	16	40	100	20	50	120	25	60
57	236,4	230,54	90	16	40	100	20	50	120	25	60

SIMPLEX

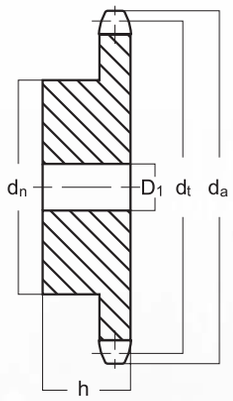

DUPLEX

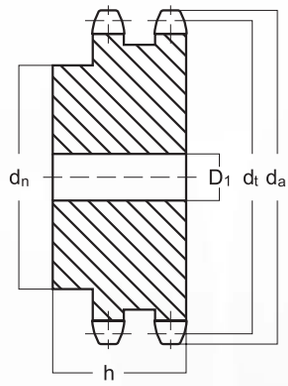

TRIPLEX

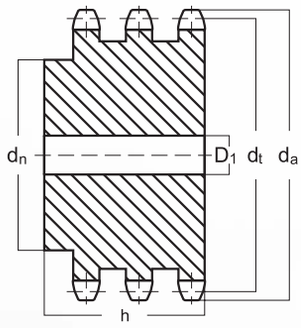

Koło łańcuchowe
Sprockets

10B-1, 2, 3

$^5/_8$" × $^3/_8$"
15,875 × 9,65 mm
Średn. rolki = 10,16 mm
Roller dia. = 10,16 mm
Szer. zęba = 9,0 mm
Tooth width = 9,0 mm
z = Ilość zębów
z = Tooth quantity

z	d_a (mm)	d_t (mm)	SIMPLEX			DUPLEX			TRIPLEX		
			d_n (mm)	D_1 (mm)	h (mm)	d_n (mm)	D_1 (mm)	h (mm)	d_n (mm)	D_1 (mm)	h (mm)
8	48,4	41,48	25	10	25	25	12	40	25	12	55
9	53,3	46,42	30	10	25	30	12	40	30	12	55
10	58,3	51,37	35	10	25	35	12	40	35	16	55
11	63,2	56,35	37	12	30	38	16	40	39	16	55
12	68,2	61,34	42	12	30	44	16	40	44	16	55
13	73,2	66,34	47	12	30	49	16	40	49	16	55
14	78,2	71,34	52	12	30	54	16	40	54	16	55
15	83,2	76,35	57	12	30	59	16	40	59	16	55
16	88,3	81,37	60	12	30	64	18	45	64	16	60
17	93,3	86,39	60	12	30	69	18	45	69	16	60
18	98,3	91,42	70	14	30	74	18	45	74	16	60
19	103,3	96,45	70	14	30	79	18	45	79	16	60
20	108,4	101,48	75	14	30	84	18	45	84	16	60
21	113,4	106,51	75	16	30	85	20	45	85	20	60
22	118,4	111,55	80	16	30	90	20	45	90	20	60
23	123,5	116,59	80	16	30	95	20	45	95	20	60
24	128,5	121,62	80	16	30	100	20	45	100	20	60
25	133,6	126,66	80	16	30	105	20	45	105	20	60
26	138,6	131,70	85	20	35	110	20	45	110	20	60
27	143,6	136,74	85	20	35	110	20	45	115	20	60
28	148,7	141,79	90	20	35	115	20	45	115	20	60
29	153,7	146,83	90	20	35	115	20	45	120	20	60
30	158,8	151,87	90	20	35	120	20	45	120	20	60
31	163,8	156,92	95	20	35	120	20	45	120	20	60
32	168,9	161,96	95	20	35	120	20	45	120	20	60
33	173,9	167,01	95	20	35	120	20	45	120	20	60
34	178,9	172,05	95	20	35	120	20	45	120	20	60
35	184,0	177,10	95	20	35	120	20	45	120	20	60
36	189,0	182,14	100	20	35	120	20	45	120	25	60
37	194,1	187,19	100	20	35	120	20	45	120	25	60
38	199,1	192,24	100	20	35	120	20	45	120	25	60
39	204,2	197,29	100	20	35	120	20	45	120	25	60
40	209,2	202,34	100	20	35	120	20	45	120	25	60
45	235,0	227,58	100	20	40	120	20	50	120	25	60
57	296,0	288,18	100	20	45	120	20	55	120	25	65

SIMPLEX

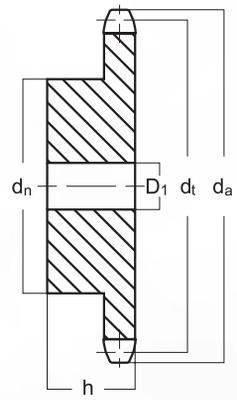

DUPLEX

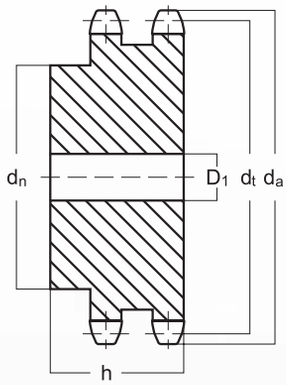

TRIPLEX

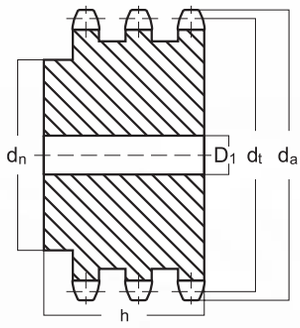

Koło łańcuchowe
Sprockets

12B-1, 2, 3

$^3/_4$" × $^7/_{16}$"
19,05 × 11,68 mm
Średn. rolki = 12,07 mm
Roller dia. = 12,07 mm
Szer. zęba = 10,8 mm
Tooth width = 10,8 mm
z = Ilość zębów
z = Tooth quantity

z	d_a (mm)	d_t (mm)	SIMPLEX			DUPLEX			TRIPLEX		
			d_n (mm)	D_1 (mm)	h (mm)	d_n (mm)	D_1 (mm)	h (mm)	d_n (mm)	D_1 (mm)	h (mm)
8	58,0	49,78	31	12	30	31	16	45	31	16	65
9	63,9	55,70	37	12	30	37	16	45	37	16	65
10	69,8	61,65	42	12	30	42	16	45	42	16	65
11	75,8	67,62	46	16	35	47	16	50	47	20	70
12	81,8	73,60	52	16	35	53	16	50	53	20	70
13	87,8	79,60	58	16	35	58	16	50	59	20	70
14	93,8	85,61	64	16	35	65	20	50	65	20	70
15	99,8	91,62	70	16	35	71	20	50	71	20	70
16	105,8	97,65	75	16	35	77	20	50	77	20	70
17	111,9	103,67	80	16	35	83	20	50	83	20	70
18	117,9	109,71	80	16	35	89	20	50	89	20	70
19	123,9	115,74	80	16	35	95	20	50	95	20	70
20	130,0	121,78	80	16	35	100	20	50	100	20	70
21	136,0	127,82	90	20	40	100	20	50	100	25	70
22	142,0	133,86	90	20	40	100	20	50	100	25	70
23	148,1	139,90	90	20	40	110	20	50	110	25	70
24	154,1	145,95	90	20	40	110	20	50	110	25	70
25	160,2	151,99	90	20	40	120	20	50	120	25	70
26	166,2	158,04	95	20	40	120	20	50	120	25	70
27	172,3	164,09	95	20	40	120	20	50	120	25	70
28	178,3	170,14	95	20	40	120	20	50	120	25	70
29	184,4	176,20	95	20	40	120	20	50	120	25	70
30	190,4	182,25	95	20	40	120	20	50	120	25	70
31	196,5	188,30	95	20	40	120	20	50	130	25	70
32	202,5	194,35	95	20	40	120	20	50	130	25	70
33	208,6	200,41	95	20	40	120	20	50	130	25	70
34	214,6	206,46	95	20	40	120	20	50	130	25	70
35	220,7	212,52	95	20	40	120	20	50	130	25	70
36	226,8	218,57	100	25	40	120	25	50	130	25	70
37	232,8	224,63	100	25	40	120	25	50	130	25	70
38	238,9	230,69	100	25	40	120	25	50	130	25	70
39	244,9	236,74	100	25	40	120	25	50	130	25	70
40	251,0	242,80	100	25	40	120	25	50	130	25	70
45	282,5	273,10	100	25	50	120	25	60	130	25	70

SIMPLEX

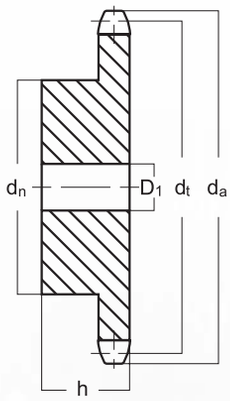

DUPLEX

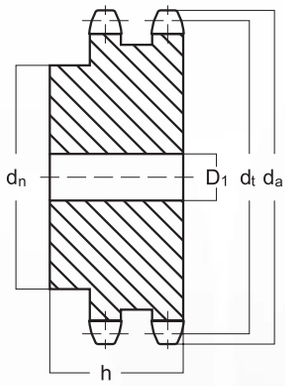

TRIPLEX

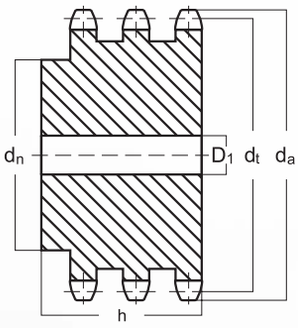

Koło łańcuchowe
Sprockets

16B-1, 2, 3

1" × 17,02 mm
25,4 × 17,02 mm
Średn. rolki = 15,88 mm
Roller dia. = 15,88 mm
Szer. zęba = 15,9 mm
Tooth width = 15,9 mm
z = Ilość zębów
z = Tooth quantity

z	d_a (mm)	d_t (mm)	SIMPLEX			DUPLEX			TRIPLEX		
			d_n (mm)	D_1 (mm)	h (mm)	d_n (mm)	D_1 (mm)	h (mm)	d_n (mm)	D_1 (mm)	h (mm)
8	77,9	66,37	42	16	35	42	20	65	42	20	95
9	85,8	74,27	50	16	35	50	20	65	50	20	95
10	93,8	82,20	55	16	35	58	20	65	58	20	95
11	101,7	90,15	61	16	40	64	20	70	64	25	100
12	108,7	98,14	69	16	40	72	20	70	72	25	100
13	117,7	106,14	78	16	40	80	20	70	80	25	100
14	125,7	114,15	84	16	40	88	20	70	88	25	100
15	133,7	122,17	92	16	40	96	20	70	96	25	100
16	141,8	130,20	100	20	45	104	25	70	104	25	100
17	149,8	138,23	100	20	45	112	25	70	112	25	100
18	157,8	146,27	100	20	45	120	25	70	120	25	100
19	165,9	154,32	100	20	45	128	25	70	128	25	100
20	173,9	162,37	100	20	45	130	25	70	130	25	100
21	182,0	170,42	110	20	50	130	25	70	130	25	100
22	190,1	178,48	110	20	50	130	25	70	130	25	100
23	198,1	186,54	110	20	50	130	25	70	130	25	100
24	206,2	194,60	110	20	50	130	25	70	130	25	100
25	214,2	202,66	110	20	50	130	25	70	130	25	100
26	222,3	210,72	120	20	50	130	25	70	130	30	100
27	230,4	218,79	120	20	50	130	25	70	130	30	100
28	238,4	226,86	120	20	50	130	25	70	130	30	100
29	246,5	234,93	120	20	50	130	25	70	130	30	100
30	254,6	243,00	120	20	50	130	25	70	130	30	100
31	262,6	251,07	120	25	50	140	25	70	140	30	100
32	270,7	259,14	120	25	50	140	25	70	140	30	100
33	278,8	267,21	120	25	50	140	25	70	140	30	100
34	286,9	275,29	120	25	50	140	25	70	140	30	100
35	294,9	283,36	120	25	50	140	25	70	140	30	100
36	303,0	291,43	120	25	50	140	25	70	140	30	100
37	311,1	299,50	120	25	50	140	25	70	140	30	100
38	319,2	307,58	120	25	50	140	25	70	140	30	100
39	327,2	315,66	120	25	50	140	25	70	140	30	100
40	335,3	323,74	120	25	50	140	25	70	140	30	100
45	377,0	364,13	130	30	65	140	40	75	160	45	100

SIMPLEX

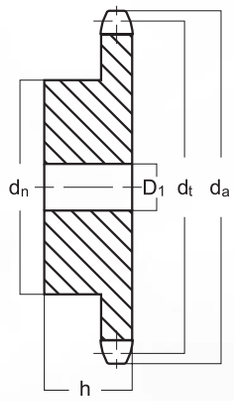

DUPLEX

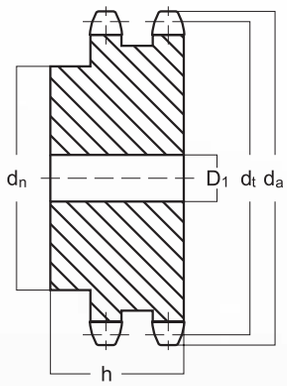

TRIPLEX

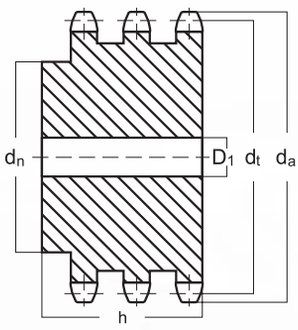

Koło łańcuchowe
Sprockets

20B-1, 2, 3

1 1/4" × 3/4"
31,75 × 19,56 mm
Średn. rolki = 19,05 mm
Roller dia. = 19,05 mm
Szer. zęba = 18,5 mm
Tooth width = 18,5 mm
z = Ilość zębów
z = Tooth quantity

z	d_a (mm)	d_t (mm)	SIMPLEX			DUPLEX			TRIPLEX		
			d_n (mm)	D_1 (mm)	h (mm)	d_n (mm)	D_1 (mm)	h (mm)	d_n (mm)	D_1 (mm)	h (mm)
8	96,0	82,96	53	20	40	53	20	75	53	25	110
9	106,5	92,84	63	20	40	63	20	75	63	25	110
10	117,0	102,74	70	20	40	70	20	75	70	25	110
11	127,0	112,68	77	20	45	80	25	80	80	30	115
12	137,0	122,68	88	20	45	90	25	80	90	30	115
13	147,5	132,65	98	20	45	100	25	80	100	30	115
14	157,6	142,68	108	20	45	110	25	80	110	30	115
15	167,7	152,72	118	20	45	120	25	80	120	30	115
16	177,7	162,75	120	25	50	120	30	80	120	30	115
17	187,8	172,78	120	25	50	120	30	80	120	30	115
18	197,8	182,85	120	25	50	120	30	80	120	30	115
19	207,9	192,91	120	25	50	120	30	80	120	30	115
20	217,9	202,98	120	25	50	120	30	80	120	30	115
21	228,0	213,04	140	25	55	140	30	80	140	30	115
22	238,1	223,11	140	25	55	140	30	80	140	30	115
23	248,2	233,17	140	25	55	140	30	80	140	30	115
24	258,3	243,23	140	25	55	140	30	80	140	30	115
25	268,4	253,33	140	25	55	140	30	80	140	30	115
26	278,4	263,40	150	30	55	150	30	80	150	30	115
27	288,5	273,48	150	30	55	150	30	80	150	30	115
28	298,5	283,56	150	30	55	150	30	80	150	30	115
29	308,6	293,65	150	30	55	150	30	80			
30	318,7	303,75	150	30	55	150	30	80	150	30	115
31	328,8	313,85	150	30	55	150	30	80			
32	338,9	323,91	150	30	55	150	30	80	150	30	115
33	349,0	334,01	150	30	55				150	30	115
34	359,1	344,10	150	30	55	150	30	80	150	30	115
35	369,2	354,20	150	30	55	150	30	80	150	30	115
36	379,2	364,30	150	30	55	150	30	80	150	30	115
37	389,3	374,39	150	30	55				150	30	115
38	399,4	384,49	150	30	55	150	30	80	150	30	115
39	409,5	394,59	150	30	55						
40	419,6	404,66	150	30	55	150	30	80	150	30	115

SIMPLEX

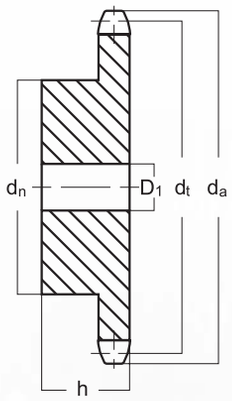

DUPLEX

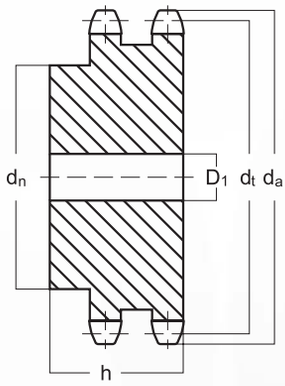

TRIPLEX

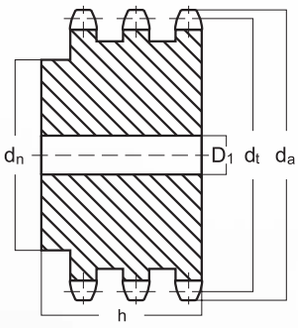

Koło łańcuchowe
Sprockets

24B-1, 2, 3

1 1/2" × 1"
38,1 × 25,4 mm
Średn. rolki = 25,4 mm
Roller dia. = 25,4 mm
Szer. zęba = 24,1 mm
Tooth width = 24,1 mm
z = Ilość zębów
z = Tooth quantity

z	d_a (mm)	d_t (mm)	SIMPLEX			DUPLEX			TRIPLEX		
			d_n (mm)	D_1 (mm)	h (mm)	d_n (mm)	D_1 (mm)	h (mm)	d_n (mm)	D_1 (mm)	h (mm)
8	113,0	99,5	58	20	45	58	25	95	58	25	140
9	125,0	111,40	70	20	45	70	25	95	70	25	140
10	137,0	123,29	80	20	45	80	25	95	80	25	140
11	149,0	135,21	90	25	50	90	25	100	90	30	150
12	161,0	147,22	102	25	50	102	25	100	102	30	150
13	173,0	159,18	114	25	50	114	25	100	114	30	150
14	185,0	171,22	128	25	50	128	25	100	128	30	150
15	197,0	183,26	132	25	50	132	25	100	132	30	150
16	209,0	195,30	136	25	55	136	30	100	136	30	150
17	221,0	207,34	136	25	55	136	30	100	136	30	150
18	233,0	219,42	136	25	55	160	30	100	160	30	150
19	245,5	231,49	136	25	55	160	30	100	160	30	150
20	257,5	243,57	136	25	55	160	30	100	160	30	150
21	270,5	255,65	150	30	60	160	30	100	160	40	150
22	282,5	267,73	150	30	60	160	30	100	160	40	150
23	294,5	279,80	150	30	60	160	30	100	160	40	150
24	307,0	291,88	150	30	60	160	30	100	160	40	150
25	319,0	304,00	150	30	60	160	30	100	160	40	150
26	331,0	316,08	150	30	60	160	30	100	160	40	150
27	343,0	328,19	150	30	60	160	30	100	160	40	150
28	355,0	340,27	150	30	60	160	30	100	160	40	150
29	367,5	352,38	150	30	60	160	30	100			
30	379,5	364,50	150	30	60	160	30	100	160	40	150
31	391,5	376,62	150	30	60	160	40	100			
32	403,5	388,69	150	30	60	160	40	100	160	40	150
33	415,5	400,81	150	30	60	160	40	100			
34	428,0	412,93	150	30	60	160	40	100			
35	440,0	425,04	150	30	60	160	40	100	160	40	150
36	452,0	437,16	150	30	60	160	40	100			
37	464,0	449,27	150	30	60	160	40	100			
38	476,5	461,39	150	30	60	160	40	100	160	40	150
39	488,5	473,50									
40	501,5	485,62	150	30	60	160	40	100	160	40	150

SIMPLEX

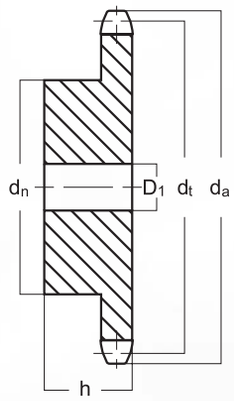

DUPLEX

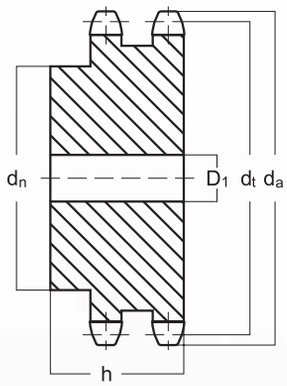

TRIPLEX

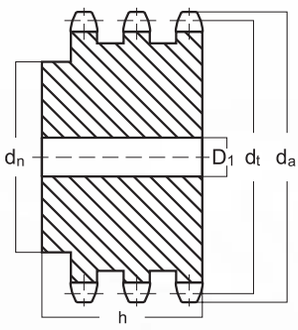

Koło łańcuchowe
Sprockets

28B-1, 2, 3

1 3/4" × 1 1/4"
44,45 × 30,99 mm
Średn. rolki = 27,94 mm
Roller Dia. = 27,94 mm
Szer. zęba = 29,4 mm
Tooth width = 29,4 mm
z = Ilość zębów
z = Tooth quantity

z	d_a (mm)	d_t (mm)	SIMPLEX			DUPLEX			TRIPLEX		
			d_n (mm)	D_1 (mm)	h (mm)	d_n (mm)	D_1 (mm)	h (mm)	d_n (mm)	D_1 (mm)	h (mm)
8	132,0	116,15	74	25	70	74	30	120	74	30	180
9	146,0	129,96	88	25	70	88	30	120	88	30	180
10	160,0	143,85	100	25	70	100	30	120	100	30	180
11	174,0	157,77	112	25	70	112	30	120	112	30	180
12	188,0	171,74	125	25	70	125	30	120	125	30	180
13	204,0	185,75	125	25	70	125	30	120	125	30	180
14	218,0	199,76	125	25	70	125	30	120	125	30	180
15	232,0	213,79	125	25	70	145	30	120	145	30	180
16	246,0	227,84	160	30	75	160	30	120	160	30	180
17	260,0	241,90	160	30	75	160	30	120	160	30	180
18	274,0	255,98	160	30	75	160	30	120	160	30	180
19	289,0	270,06	160	30	75	180	30	120	180	30	180
20	303,0	284,15	160	30	75	180	30	120	180	30	180
21	317,0	298,24	160	30	75	180	30	120	180	40	180
22	331,0	312,34	160	30	75	180	30	120			
23	345,0	326,44	160	30	75	180	30	120	180	40	180
24	359,0	340,55	160	30	75	180	30	120			
25	373,0	354,66	160	30	75	180	30	120	180	40	180
26	387,0	368,77	160	30	75	180	40	120			
27	401,0	382,88	160	30	75						
28	416,0	397,00	160	30	75	180	40	120			
29	430,0	411,12									
30	444,0	425,24	160	30	75	180	40	120	180	40	180
31	458,0	439,37									
32	472,0	453,49	180	30	75						
33	486,0	467,62									
34	500,0	481,75	180	30	75						
35	514,0	495,88	180	30	75	200	40	120			
36	529,0	510,01	180	30	75						
37	543,0	524,13									
38	557,0	538,27	180	30	75	200	40	120	200	40	180
39	571,0	552,40									
40	585,0	566,54	180	30	75	200	40	120	200	40	180

SIMPLEX

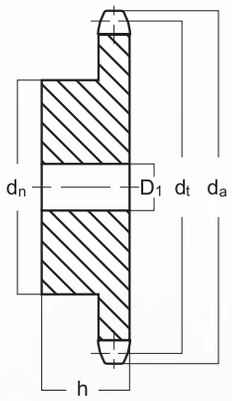

DUPLEX

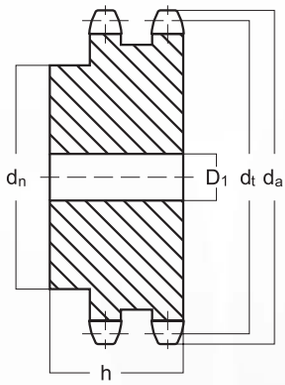

TRIPLEX

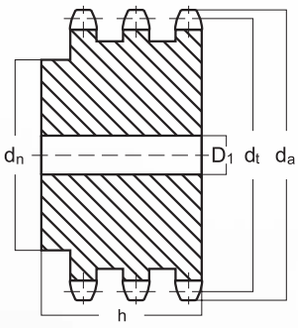

Koło łańcuchowe
Sprockets

32B-1, 2, 3

2" × 1 1/4"
50,8 × 30,99 mm
Średn. rolki = 29,21 mm
Roller Dia. = 29,21 mm
Szer. zęba = 29,4 mm
Tooth width = 29,4 mm
z = Ilość zębów
z = Tooth quantity

z	d_a (mm)	d_t (mm)	SIMPLEX			DUPLEX			TRIPLEX		
			d_n (mm)	D_1 (mm)	h (mm)	d_n (mm)	D_1 (mm)	h (mm)	d_n (mm)	D_1 (mm)	h (mm)
8	152,0	132,74	85	30	80	85	30	120	85	30	180
9	168,0	148,54	100	30	80	100	30	120	100	30	180
10	184,0	164,39	115	30	80	115	30	120	115	30	180
11	200,0	180,31	125	30	80	125	35	120	125	35	180
12	216,0	196,29	133	30	80	133	35	120	133	35	180
13	235,0	212,29	145	30	80	145	35	120	145	35	180
14	251,0	228,29	145	30	80	145	35	120	145	35	180
15	267,0	244,30	145	30	80	160	35	120	160	35	180
16	283,0	260,40	160	30	90	160	40	120	160	40	180
17	299,0	276,46	160	30	90	180	40	120	200	40	180
18	315,0	292,55	160	30	90	180	40	120			
19	331,0	308,66	160	30	90	200	40	120	200	40	180
20	347,0	324,71	180	40	90	200	40	120	200	40	180
21	363,0	340,82	180	40	90	200	40	120	200	40	180
22	379,0	356,98	180	40	90	200	40	120	200	40	180
23	396,0	373,08	180	40	90	200	40	120	200	40	180
24	412,0	389,18	180	40	90	200	40	120			
25	428,0	405,33	180	40	90	200	40	120	200	40	180
26	444,0	421,44	180	40	90	200	40	120			
27	460,0	437,59									
28	476,0	453,69	180	40	90	200	40	120			
29	492,0	469,85									
30	508,0	486,00	180	40	90	200	40	120	200	40	180
31	525,0	502,13									
32	541,0	518,27	200	40	90						
33	557,0	534,42									
34	573,0	550,56									
35	589,0	566,71	200	40	90						
36	605,0	582,86									
37	622,0	599,01									
38	638,0	615,16	200	40	90						
39	654,0	631,31									
40	670,0	647,47	200	40	90						

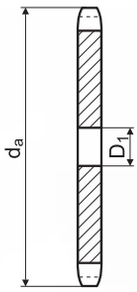

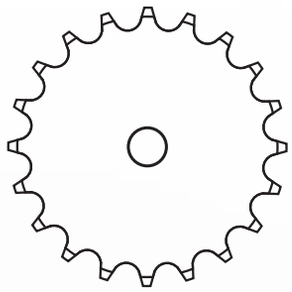

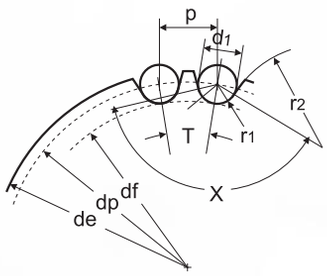

	06B-1		08B-1		10B-1		12B-1		16B-1		20B-1		24B-1		28B-1		32B-1	
Podziałka	9,525		12,70		15,875		19,05		25,40		31,75		38,10		44,45		50,80	
Szer. wewn.	5,72		7,75		9,65		11,68		17,02		19,56		25,40		30,99		30,99	
Średn. rolki ø	6,35		8,51		10,16		12,07		15,88		19,05		25,40		27,94		29,21	
Ilość zębów	d_a	D_1	d_a	D_1	d_a	D_1	d_a	D_1	d_a	D_1	d_a	D_1	d_a	D_1	d_a	D_1	d_a	D_1
8	28,0	6	37,2	8	47,0	10	57,6	12	77,0	14	98,1	16	115,0	20	132,0	25	153,2	25
9	31,0	7	41,0	8	52,6	10	62,0	12	85,0	14	108,0	16	126,4	20	148,4	25	169,0	25
10	34,0	7	45,2	8	57,5	10	69,0	12	93,0	15	117,9	16	138,0	20	162,3	25	185,0	25
11	37,0	8	48,7	10	63,0	10	75,0	14	99,5	15	127,8	16	150,0	20	176,3	25	200,8	30
12	40,0	8	53,0	10	68,0	10	81,5	14	109,0	15	137,8	20	162,0	20	189,5	25	216,8	30
13	43,0	8	57,4	10	73,0	10	87,5	14	117,0	15	147,8	20	174,2	20	204,2	25	232,8	30
14	46,3	8	61,8	10	78,0	10	93,6	14	125,0	15	157,8	20	186,2	20	218,2	25	248,8	30
15	49,3	8	65,5	10	83,0	10	99,8	14	133,0	15	167,9	20	198,2	20	232,3	25	264,8	30
16	52,3	10	69,5	10	88,0	12	105,5	14	141,0	19	177,9	25	210,3	25	246,3	30	280,9	30
17	55,3	10	73,6	10	93,0	12	111,5	14	149,0	19	187,9	25	222,3	25	260,0	30	296,9	30
18	58,3	10	77,8	10	98,3	12	118,0	14	157,0	19	198,0	25	234,3	25	274,0	30	313,0	30
19	61,3	10	81,7	10	103,3	12	124,2	14	165,2	19	208,1	25	246,5	25	289,0	30	329,1	30
20	64,3	10	85,8	10	108,4	12	129,7	14	173,0	19	218,1	25	258,6	25	303,0	30	345,2	30
21	68,0	10	89,7	12	113,4	12	136,0	16	181,2	20	228,2	25	270,6	25	317,0	30	361,3	30
22	71,0	10	93,8	12	118,0	12	141,8	16	189,3	20	238,3	25	282,7	25	331,0	30	377,5	30
23	73,5	10	98,2	12	123,5	12	149,0	16	197,5	20	248,3	25	294,8	25	345,0	30	393,6	30
24	77,0	10	101,8	12	128,3	12	153,9	16	205,5	20	258,4	25	306,8	25	359,0	30	409,7	30
25	80,0	10	105,8	12	134,0	12	160,0	16	213,5	20	268,5	25	319,0	25	373,0	30	425,8	30
26	83,0	10	110,0	16	139,0	16	165,9	16	221,6	20	278,6	25	331,0	30	387,0	30	441,9	30
27	86,0	10	114,0	16	144,0	16	172,3	16	229,6	20	288,6	25	343,2	30	401,4	30	458,1	30
28	89,0	10	118,0	16	148,7	16	178,0	16	237,7	20	298,7	25	355,2	30	416,0	30	474,2	30
29	92,0	10	122,0	16	153,8	16	184,1	16	245,8	20	308,8	25	367,3	30	430,0	30	490,4	30
30	94,7	10	126,1	16	158,8	16	190,5	16	254,0	20	318,9	25	379,5	30	444,0	30	506,5	30
31	98,3	12	130,2	16	163,9	16	196,3	20	262,0	25	329,0	25	391,6	30	458,0	30	—	—
32	101,3	12	134,3	16	168,9	16	203,3	20	270,0	25	339,1	25	403,7	30	472,0	30	538,8	30
33	104,3	12	138,4	16	174,5	16	209,2	20	278,5	25	349,2	25	415,8	30	486,0	30	—	—
34	107,3	12	142,6	16	179,0	16	214,6	20	287,0	25	359,3	25	427,8	30	500,0	30	—	—
35	110,4	12	146,7	16	184,1	16	221,0	20	296,2	25	369,4	25	440,0	30	514,0	30	589,5	30
36	113,4	12	151,0	16	189,1	20	226,8	20	304,6	25	379,5	25	452,0	30	529,0	30	—	—
37	116,4	12	154,6	16	194,2	20	232,9	20	312,6	25	389,5	25	464,2	30	543,0	30	—	—
38	119,5	12	158,6	16	199,2	20	239,0	20	320,7	25	399,6	25	476,2	30	557,0	30	635,5	30
39	122,5	12	162,7	16	204,2	20	245,1	20	328,8	25	409,7	25	488,5	30	571,0	30	—	—
40	125,5	12	166,8	16	209,3	20	251,3	20	336,9	25	419,8	25	500,6	30	585,0	30	670,3	40

JAKOŚĆ
QUALITY

Jesteśmy zorientowani na ciągłe doskonalenie naszych działań, dlatego stawiamy sobie ambitne cele i dokładamy wszelkich starań dla ich osiągnięcia.
Spełnianie wymagań Systemu Zarządzania Jakością wg normy ISO 9001:2000 jest priorytetowym zadaniem każdego pracownika naszej firmy.

Our main objective is the constant improvement of our operations, hence we have ambitious aims and we spare no efforts to achieve them.
Meeting the requirements of the Quality Management System consistent with ISO 9001:2000 standards is the priority task of the company's each employee.



ISO 9001

BUREAU V
Certificatio

BOLTEX



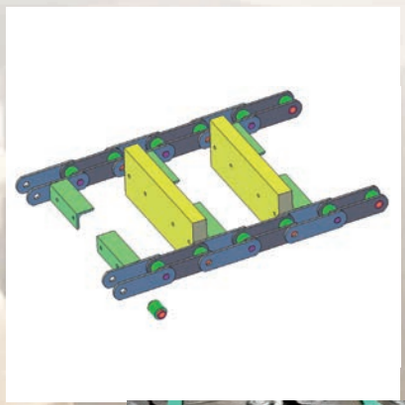









U VERITAS
ation













POLAND

87-148 Łysomice
ul. Toruńska 5A

telefon 56 678 31 90
56 678 31 91
fax 56 678 33 76

phone +48 56 678 31 90
+48 56 678 31 91
fax +48 56 678 33 76

e-mail: boltex@boltex.com.pl